

J. C. BHALLA & CO.
CHARTERED ACCOUNTANTS

BRANCH OFFICE : B-5, SECTOR-6, NOIDA - 201301 (U.P.)
TEL : +91 - 120 - 4241000, FAX : +91-120-4241007
EMAIL : taxaid@vsnl.com

Independent Auditor's Report

To The Board of Directors of Eon Electric Ltd.

1. We have audited the accompanying Statement of Standalone Financial Results of Eon Electric Ltd. ('the company') for the year ended 31st March 2016 ('the Statement') being submitted by the Company pursuant to the requirement of Regulation 33 of the SEBI (Listing Obligations and Disclosure Requirements) Regulations, 2015. This Statement, which is the responsibility of the Company's management and approved by the Board of Directors, has been prepared on the basis of the related Financial Statements which are in accordance with the Accounting Standards prescribed under Section 133 of the Companies Act, 2013 read with relevant rules issued there under and other accounting principles generally accepted in India. Our responsibility is to express an opinion on the Statement.

We conducted our audit in accordance with the standards on auditing issued by the Institute of Chartered Accountants of India. Those standards require that we plan and perform the audit to obtain reasonable assurance about whether the Statement is free from material misstatement. An audit includes examining, on a test basis, evidence supporting amounts disclosed in the Statement. An audit also includes evaluating the appropriateness of the accounting policies used and the reasonableness of the significant accounting estimates made by the Management, as well as evaluating the overall presentation of the Statement. We believe that the audit evidence, we have obtained is sufficient and appropriate to provide a basis for our audit opinion.

2. In our opinion and to the best of our information and according to the explanations given to us, the Statement;
 - (i) is presented in accordance with the requirements of Regulation 33 of the SEBI (Listing Obligations and Disclosure Requirements) Regulations, 2015; and
 - (ii) gives a true and fair view in conformity with the aforesaid Accounting Standards and other Accounting principles generally accepted in India of the net loss and other Financial information of the company for the year ended 31st March 2016.
3. The Statement includes the results for the quarter ended 31st March 2016 being the balancing figure between audited figures in respect of the full financial year and the published year to date figures up to the third quarter of the current financial year which were subject to limited review by us.



Rajesh Sethi
(Partner)
M. No. 085669
For and on behalf of
J.C. Bhalla & Co.
Chartered Accountants
FRN: 001111N

Place : New Delhi
Dated : 23-05-2016

J. C. BHALLA & CO.
CHARTERED ACCOUNTANTS

BRANCH OFFICE : B-5, SECTOR-6, NOIDA - 201301 (U.P.)
TEL : +91 - 120 - 4241000, FAX : +91-120-4241007
EMAIL : taxaid@vsnl.com

Independent Auditor's Report

To The Board of Directors of Eon Electric Ltd.

1. We have audited the accompanying Statement of consolidated financial results of Eon Electric Ltd. ("the company") and its Joint Venture (the company and its joint venture together referred to as "the group"), for the year ended March 31, 2016 ("the Statement") being submitted by the Company pursuant to the requirement of Regulation 33 of the SEBI (Listing Obligations and Disclosure Requirements) Regulations, 2015. This Statement, which is the responsibility of the Company's management and approved by the Board of Directors, has been prepared on the basis of the related Consolidated Financial Statements which are in accordance with the Accounting Standards prescribed under Section 133 of the Companies Act, 2013 as applicable and other accounting principles generally accepted in India. Our responsibility is to express an opinion on the Statement.
2. We conducted our audit in accordance with the standards on auditing issued by the Institute of Chartered Accountants of India. Those standards require that we plan and perform the audit to obtain reasonable assurance about whether the Statement is free from material misstatement. An audit includes examining, on a test basis, evidence supporting amounts disclosed in the Statement. An audit also includes evaluating the appropriateness of the accounting policies used and the reasonableness of the significant accounting estimates made by the Management, as well as evaluating the overall presentation of the Statement. We believe that the audit evidence, we have obtained is sufficient and appropriate to provide a basis for our audit opinion.
3. We did not audit the financial statement of Joint Venture, whose financial statement reflect a total assets of Rs. 1,90,974/- as at 31st March, 2016 as well as the total revenue of Rs. 2,466/- and net loss of Rs.18,197/- for the year ended 31st March,2016, as considered in the Consolidated Financial Statements. These financial statements have been audited by other auditor whose report has been furnished to us by the Management and our opinion on the Consolidated Financial Statements, in so far as it relates to the amounts and disclosures included in respect of the joint venture, is based solely on the report of other auditor.
4. In our opinion and to the best of our information and according to the explanations given to us, and based on the consideration of the report of the other auditor referred to in paragraph 3 above, the Statement;
 - (i) includes the financial results of Luxtra Lighting Private Limited (Joint Venture Company)
 - (ii) is presented in accordance with the requirements of Regulation 33 of the SEBI (Listing Obligations and Disclosure Requirements) Regulation, 2015; and
 - (iii) gives a true and fair view in conformity with the aforesaid Accounting Standards and other accounting principles generally accepted in India of the consolidated net loss and other financial information of the group for the year ended 31st March 2016.



Rajesh Sethi

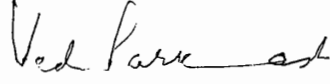



Rajesh Sethi
(Partner)
M. No. 085669
For and on behalf of
J.C. Bhalla & Co.
Chartered Accountants
FRN: 001111N

Place : New Delhi
Dated : 23-05-2016

May 23, 2016

FORM A (for Audit Report with Unmodified Opinion) (Standalone)

[Pursuant to clause (d) of sub-regulation (3) of Regulation 33 of the SEBI (Listing Obligations and Disclosure Requirements) Regulations, 2015]

1.	Name of the Company	Eon Electric Limited
2.	Annual Financial Statements for the year ended	31 st March, 2016 (Standalone)
3.	Type of Audit observation	Un Modified
4.	Frequency of observation	Not Applicable
5.	To be signed by -	
	<ul style="list-style-type: none"> CEO/Managing Director 	 Ved Prakash Mahendru Chairman & Managing Director DIN - 00005338
	<ul style="list-style-type: none"> CFO 	 KB Satija Chief Financial Officer
	<ul style="list-style-type: none"> Auditor of the Company 	 Rajesh Sethi M/s J C Bhalla & Co, Chartered Accountants Membership No. 85669
	<ul style="list-style-type: none"> Audit Committee Chairman 	 Ramesh Chander Bansal DIN - 00005387

EON ELECTRIC LTD.

(Formerly Indo Asian Fusegear Limited)





B-88, Sector-83, Noida-201305, Uttar Pradesh, India P: +91-120-3096700/701 F: +91-120-3096765 E: customer@eonelectric.com W: eonelectric.com
Registered Office : 1048, Sector-14, Sonapat, Haryana-131 001, India Toll Free No. : 180030007808, 8800123473 CIN : L31200HR1989PLC035580



May 23, 2016

FORM A (for Audit Report with Unmodified Opinion) (Consolidated)

[Pursuant to clause (d) of sub-regulation (3) of Regulation 33 of the SEBI (Listing Obligations and Disclosure Requirements) Regulations, 2015]

1.	Name of the Company	Eon Electric Limited
2.	Annual Financial Statements for the year ended	31 st March, 2016 (Consolidated)
3.	Type of Audit observation	Un Modified
4.	Frequency of observation	Not Applicable
5.	To be signed by -	
	<ul style="list-style-type: none"> CEO/Managing Director 	 Ved Prakash Mahendru Chairman & Managing Director DIN - 00005338
	<ul style="list-style-type: none"> CFO 	 KB Satija Chief Financial Officer
	<ul style="list-style-type: none"> Auditor of the Company 	 Rajesh Sethi M/s J C Bhalla & Co, Chartered Accountants Membership No. 85669
	<ul style="list-style-type: none"> Audit Committee Chairman 	 Ramesh Chander Bansal DIN - 00005387

EON ELECTRIC LTD.

(Formerly Indo Asian Fusegear Limited)

B-88, Sector-83, Noida-201305, Uttar Pradesh, India P: +91-120-3096700/701 F: +91-120-3096765 E: customer@eonelectric.com W: eonelectric.com
Registered Office : 1048, Sector-14, Sonapat, Haryana-131 001, India Toll Free No. : 180030007808, 8800123473 CIN : L31200HR1989PLC035580

EON **LUXTRA**
energising smiles future smart

EON ELECTRIC LIMITED

Regd. Office : 1048, Sector-14, Sonapat-131 001 (Haryana)

Corporate Office : B-88, Sector-83, Noida-201305 (Uttar Pradesh)


Corporate Identification Number (CIN) : L31200HR1989 PLC035580

Tel : +91-120-3096700 Fax : +91-120-3096800 E-mail : investors@eonelectric.com Website : www.eonelectric.com

STATEMENT OF AUDITED FINANCIAL RESULTS FOR THE QUARTER AND YEAR ENDED 31st MARCH, 2016

(₹ in Lacs)


Sr. No.	Particulars	Standalone					Consolidated	
		Quarter Ended			Year Ended		Year Ended	
		31-Mar-16 (Audited)	31-Dec-15 (Unaudited)	31-Mar-15 (Audited)	31-Mar-16 (Audited)	31-Mar-15 (Audited)	31-Mar-16 (Audited)	31-Mar-15 (Audited)
1.	Income from Operations							
	(a) Net Sales/Income from Operations (Net of excise duty)	5,214.96	4,541.55	3,783.05	17,259.43	12,917.10	17,259.43	12,917.10
	(b) Other Operating Income	55.37	83.66	-	207.29	-	207.29	-
	Total Income from Operations (Net)	5,270.33	4,625.21	3,783.05	17,466.72	12,917.10	17,466.72	12,917.10
2.	Expenses							
	(a) Cost of Materials consumed	2,325.67	2,066.53	1,624.34	8,086.22	6,176.81	8,086.22	6,176.81
	(b) Purchases of Stock-in-trade	1,021.96	911.78	1,387.31	4,074.54	3,968.17	4,074.54	3,967.91
	(c) Changes in Inventories of Finished Goods, Work-in-Progress and Stock-in-Trade	346.37	89.24	374.06	187.73	136.51	187.73	136.51
	(d) Employee Benefits Expense	500.67	495.91	487.90	1,999.94	1,805.70	1,999.94	1,805.78
	(e) Depreciation and Amortisation Expense	54.06	54.31	52.97	214.16	212.37	214.21	212.63
	(f) Other Expenses	900.54	873.40	686.91	3,205.53	2,657.99	3,205.69	2,658.75
	Total Expenses	5,149.27	4,491.17	4,613.49	17,768.12	14,957.55	17,768.33	14,958.39
3.	Profit / (Loss) from operations before other income, finance cost and exceptional items (1 - 2)	121.06	134.04	(830.44)	(301.40)	(2,040.45)	(301.61)	(2,041.29)
4.	Other Income	204.85	171.26	214.31	775.85	761.28	775.88	761.40
5.	Profit / (Loss) from ordinary activities before finance costs and exceptional items (3 + 4)	325.91	305.30	(616.13)	474.45	(1,279.17)	474.27	(1,279.89)
6.	Finance Costs	225.64	254.71	197.41	919.42	740.20	919.42	740.21
7.	Profit / (Loss) from ordinary activities after finance costs but before exceptional items (5 - 6)	100.27	50.59	(813.54)	(444.97)	(2,019.37)	(445.15)	(2,020.10)
8.	Exceptional Items (Net) (Refer Note No. 2)	-	30.25	(321.75)	30.25	123.21	30.25	123.21
9.	Profit / (Loss) from ordinary activities before tax (7 + 8)	100.27	80.84	(1,135.29)	(414.72)	(1,896.16)	(414.90)	(1,896.89)
10.	Tax Expense							
	- Current Tax	-	-	-	-	-	-	-
	- Deferred Tax	(5.72)	(2.37)	3.85	(12.82)	(10.99)	(12.82)	(10.99)
	- Deferred Tax charge on Exceptional Items	-	-	-	-	157.53	-	157.53
	- Wealth Tax	-	-	0.80	-	0.80	-	0.80
	Total	(5.72)	(2.37)	4.65	(12.82)	147.34	(12.82)	147.34
11.	Net Profit / (Loss) from ordinary activities after tax (9 - 10)	105.99	83.21	(1,139.94)	(401.90)	(2,043.50)	(402.08)	(2,044.23)
12.	Extraordinary Items (net of Tax Expense)	-	-	-	-	-	-	-
13.	Net Profit / (Loss) for the period (11 + 12)	105.99	83.21	(1,139.94)	(401.90)	(2,043.50)	(402.08)	(2,044.23)
14.	Paid-up Equity Share Capital (Face Value ₹ 5/- per Equity Share)	802.87	802.87	802.87	802.87	802.87	802.87	802.87
15.	Reserves excluding Revaluation Reserves				10,473.12	10,875.02	10,373.21	10,775.29
16.	(i) Earnings per share (EPS) before extraordinary items (Face Value of ₹ 5/- each) (not annualised) :							
	-Basic	0.66	0.52	(7.10)	(2.50)	(12.73)	(2.50)	(12.73)
	-Diluted	0.66	0.52	(7.10)	(2.50)	(12.73)	(2.50)	(12.73)
	(ii) Earnings per share (EPS) after extraordinary items (Face Value of ₹ 5/- each) (not annualised) :							
	-Basic	0.66	0.52	(7.10)	(2.50)	(12.73)	(2.50)	(12.73)
	-Diluted	0.66	0.52	(7.10)	(2.50)	(12.73)	(2.50)	(12.73)



Handwritten mark

NOTES:

1. The above Results have been reviewed by the Audit Committee and approved and taken on record by the Board of Directors of the Company at their meeting held on 23rd May, 2016.
2. (i) Exceptional Items for the year ended 31st March, 2016 represents write back of provision for diminution in the value of investments made during the previous year.
(ii) Exceptional Items for the year ended 31st March, 2015 represents surplus arising on account of depreciation written back due to change in the method of computation of depreciation with effect from 1st April, 2014 amounting to ₹517.05 lacs less loss on sale of long term investments ₹ 323.84 lacs and provision for diminution in the value of investments ₹ 70.00 lacs .
3. The consolidated financial results have been prepared in accordance with the provisions of Section 129 (3) of the Companies Act, 2013 and Accounting Standard-27 on "Financial Reporting of Interest in Joint Ventures" and include the results of Company's Joint Venture namely Luxtra Lighting Private Limited.
4. The figures for the quarter ended 31st March, 2016 and for the corresponding quarter ended 31st March, 2015 are the balancing figures in respect of standalone financial results between the audited figures in respect of the full financial year and the unaudited published year-to-date figures upto the third quarter of the respective financial year ending on 31st March.
5. Figures for the previous periods / year have been regrouped / reclassified, wherever necessary, to make them comparable.



Place: New Delhi
Dated: 23rd May, 2016




By Order of the Board of Directors
for Eon Electric Limited

(V.P. Mahendru)
Chairman - Managing Director
DIN 00005338

AUDITED SEGMENTWISE REVENUE, RESULTS AND CAPITAL EMPLOYED FOR THE QUARTER AND YEAR ENDED 31st MARCH, 2016

(₹ in Lacs)

Sl. No.	Particulars	Standalone					Consolidated	
		Quarter Ended		Year Ended			Year Ended	
		31-Mar-16 (Audited)	31-Dec-15 (Unaudited)	31-Mar-15 (Audited)	31-Mar-16 (Audited)	31-Mar-15 (Audited)	31-Mar-16 (Audited)	31-Mar-15 (Audited)
1	Segment Revenue (Revenue from Operations)							
	a) Cable & Wires	989.17	1,186.56	1,536.14	4,750.87	6,318.13	4,750.87	6,318.13
	b) Lighting	3,231.07	2,842.64	960.24	9,578.10	3,377.63	9,578.10	3,377.63
	c) Electrical Consumer Durables	775.19	359.18	686.12	2,141.22	1,854.26	2,141.22	1,854.26
	d) Others	274.90	236.83	600.55	996.53	1,367.08	996.53	1,367.08
	Total	5,270.33	4,625.21	3,783.05	17,466.72	12,917.10	17,466.72	12,917.10
	Less : Inter segment Revenue	-	-	-	-	-	-	-
	Income from Operations	5,270.33	4,625.21	3,783.05	17,466.72	12,917.10	17,466.72	12,917.10
2	Segment Results (Profit+)/Loss(-) before Tax & Finance Costs from each Segment)							
	a) Cable & Wires	(303.53)	(316.56)	(611.14)	(1,177.56)	(1,343.91)	(1,177.56)	(1,343.91)
	b) Lighting	653.17	743.51	(89.19)	1,905.80	49.26	1,905.62	48.53
	c) Electrical Consumer Durables	26.56	(26.74)	11.01	(5.50)	(0.44)	(5.50)	(0.44)
	d) Others	(75.09)	(54.61)	35.91	(215.53)	44.67	(215.53)	44.67
	Total	301.11	345.60	(653.41)	507.21	(1,250.42)	507.03	(1,251.15)
	Less: i) Finance Costs	225.64	254.71	197.41	919.42	740.20	919.42	740.20
	ii) Other un-allocable expenditure net of Un-allocable income	(24.80)	40.30	(37.28)	32.76	28.75	32.76	28.75
	Profit/(Loss) before Exceptional Items and Tax	100.27	50.59	(813.54)	(444.97)	(2,019.37)	(445.15)	(2,020.10)
	Exceptional Items (Net)	-	30.25	(321.75)	30.25	123.21	30.25	123.21
	Profit / (Loss) before Tax	100.27	80.84	(1,135.29)	(414.72)	(1,896.16)	(414.90)	(1,896.89)
3	Capital Employed (Segment Assets - Segment Liabilities)							
	a) Cable & Wires	3,164.37	3,416.40	4,041.84	3,164.37	4,041.84	3,164.37	4,041.84
	b) Lighting	4,461.82	3,991.56	1,835.89	4,461.82	1,835.89	4,361.91	1,736.16
	c) Electrical Consumer Durables	1,851.23	1,698.04	2,009.95	1,851.23	2,009.95	1,851.23	2,009.95
	d) Others	1,000.25	1,234.48	1,396.29	1,000.25	1,396.29	1,000.25	1,396.29
	e) Unallocated	798.32	829.52	2,393.92	798.32	2,393.92	798.32	2,393.92
	Total	11,275.99	11,170.00	11,677.89	11,275.99	11,677.89	11,176.08	11,578.16



1

STATEMENT OF ASSETS & LIABILITIES AS AT 31st MARCH, 2016

(₹ in Lacs)

	Particulars	Standalone		Consolidated	
		As at 31-Mar-16	As at 31-Mar-15	As at 31-Mar-16	As at 31-Mar-15
A	EQUITY AND LIABILITIES				
1	Shareholders' Funds				
	a) Share Capital	802.87	802.87	802.87	802.87
	b) Reserves and Surplus	10,473.12	10,875.02	10,373.21	10,775.29
	Sub-total - Shareholders' Funds	11,275.99	11,677.89	11,176.08	11,578.16
2	Non-Current Liabilities				
	a) Long Term Borrowings	-	78.98	-	78.98
	b) Deferred Tax Liability (Net)	210.72	223.53	210.72	223.53
	c) Other Long Term Liabilities	215.21	243.88	215.21	243.88
	d) Long Term Provisions	142.69	132.71	142.69	132.71
	Sub-total - Non-Current Liabilities	568.62	679.10	568.62	679.10
3	Current Liabilities				
	a) Short Term Borrowings	6,689.87	6,288.19	6,689.87	6,288.19
	b) Trade Payables	2,793.33	1,969.69	2,792.02	1,969.55
	c) Other Current Liabilities	1,059.83	846.39	1,064.73	851.22
	d) Short Term Provisions	13.61	13.80	13.61	13.80
	Sub-total - Current Liabilities	10,556.64	9,118.07	10,560.23	9,122.76
	TOTAL - EQUITY AND LIABILITIES	22,401.25	21,475.06	22,304.93	21,380.02
B	ASSETS				
1	Non-Current Assets				
	a) Fixed Assets	3,977.98	4,087.30	3,978.03	4,087.39
	b) Non - Current Investments	1,079.26	1,084.62	982.34	987.70
	c) Long Term Loans and Advances	183.36	268.76	183.74	269.14
	Sub-total - Non-Current Assets	5,240.60	5,440.68	5,144.11	5,344.23
2	Current Assets				
	a) Current Investments	4,647.56	6,029.25	4,647.56	6,029.25
	b) Inventories	3,785.57	3,436.06	3,785.57	3,436.06
	c) Trade Receivables	6,492.03	4,395.18	6,492.03	4,395.18
	d) Cash and Bank Balances	1,488.82	1,446.82	1,488.89	1,448.16
	e) Short Term Loans and Advances	673.60	670.52	673.60	670.52
	f) Other Current Assets	73.07	56.55	73.17	56.62
	Sub-total - Current Assets	17,160.65	16,034.38	17,160.82	16,035.79
	TOTAL - ASSETS	22,401.25	21,475.06	22,304.93	21,380.02



✓