

EON ELECTRIC LIMITED

Regd. Office : 1048, Sector-14, Sonapat, Haryana-131 001.


Corporate Office : B-88, Sector-83, Noida-201305.

Corporate Identification Number (CIN) : L31200HR1989 PLC035580

STATEMENT OF UN-AUDITED FINANCIAL RESULTS (PROVISIONAL) FOR THE QUARTER/HALF YEAR ENDED 30th SEPTEMBER, 2015

Part I (₹ in Lacs)

Sr. No.	Particulars	Quarter Ended			Half Year Ended		Year Ended
		30.09.2015 (Unaudited)	30.06.2015 (Unaudited)	30.09.2014 (Unaudited)	30.09.2015 (Unaudited)	30.09.2014 (Unaudited)	31.03.2015 (Audited)
1.	Income from Operations						
	(a) Net Sales/Income from Operations (Net of excise duty)	4,120.77	3,382.15	3,152.33	7,502.92	6,199.90	12,917.10
	(b) Other Operating Income	68.26	-	-	68.26	-	-
	Total Income from Operations (Net)	4,189.03	3,382.15	3,152.33	7,571.18	6,199.90	12,917.10
2.	Expenses						
	(a) Cost of Materials consumed	2,034.84	1,659.18	1,458.19	3,694.02	2,987.54	6,176.81
	(b) Purchases of Stock-in-trade	1,159.41	981.39	1,073.37	2,140.80	1,862.96	3,968.17
	(c) Changes in Inventories of Finished Goods, Work-in-Progress and Stock-in-Trade	(42.04)	(205.84)	(137.06)	(247.88)	(150.25)	136.51
	(d) Employee Benefits Expense	516.41	486.95	446.68	1,003.36	872.22	1,805.70
	(e) Depreciation and Amortisation Expense	53.70	52.09	53.27	105.79	105.73	212.37
	(f) Other Expenses	719.05	712.54	694.81	1,431.59	1,293.47	2,657.99
	Total Expenses	4,441.37	3,686.31	3,589.26	8,127.68	6,971.67	14,957.55
3.	Profit / (Loss) from operations before other income, finance cost and exceptional items (1 - 2)	(252.34)	(304.16)	(436.93)	(556.50)	(771.77)	(2,040.45)
4.	Other Income	224.94	174.80	241.89	399.74	386.79	761.28
5.	Profit / (Loss) from ordinary activities before finance costs and exceptional items (3 + 4)	(27.40)	(129.36)	(195.04)	(156.76)	(384.98)	(1,279.17)
6.	Finance Costs	224.14	214.93	194.45	439.07	378.97	740.20
7.	Profit / (Loss) from ordinary activities after finance costs but before exceptional items (5 - 6)	(251.54)	(344.29)	(389.49)	(595.83)	(763.95)	(2,019.37)
8.	Exceptional Items (Refer Note No. 2)	-	-	(72.10)	-	444.95	123.21
9.	Profit / (Loss) from ordinary activities before tax (7 + 8)	(251.54)	(344.29)	(461.59)	(595.83)	(319.00)	(1,896.16)
10.	Tax Expense						
	- Current Tax	-	-	-	-	-	-
	- Deferred Tax	(2.36)	(2.37)	(6.47)	(4.73)	(14.87)	(10.99)
	- Deferred Tax charge on Exceptional Items	-	-	-	-	157.53	157.53
	- Wealth Tax	-	-	-	-	-	0.80
	Total	(2.36)	(2.37)	(6.47)	(4.73)	142.66	147.34
11.	Net Profit / (Loss) from ordinary activities after tax (9 - 10)	(249.18)	(341.92)	(455.12)	(591.10)	(461.66)	(2,043.50)
12.	Extraordinary Items (net of Tax Expense)	-	-	-	-	-	-
13.	Net Profit / (Loss) for the period (11 + 12)	(249.18)	(341.92)	(455.12)	(591.10)	(461.66)	(2,043.50)
14.	Paid-up Equity Share Capital (Face Value ₹ 5/- per Equity Share)	802.87	802.87	802.87	802.87	802.87	802.87
15.	Reserves excluding Revaluation Reserves						10,875.02
16.	(i) Earnings per share (EPS) before extraordinary items (Face Value of ₹ 5/- each) (not annualised) :						
	-Basic	(1.55)	(2.13)	(2.84)	(3.68)	(2.88)	(12.73)
	-Diluted	(1.55)	(2.13)	(2.84)	(3.68)	(2.88)	(12.73)
	(ii) Earnings per share (EPS) after extraordinary items (Face Value of ₹ 5/- each) (not annualised) :						
	-Basic	(1.55)	(2.13)	(2.84)	(3.68)	(2.88)	(12.73)
	-Diluted	(1.55)	(2.13)	(2.84)	(3.68)	(2.88)	(12.73)



Part II


Select Information for the Quarter/Half Year ended 30th September, 2015

Sr. No.	Particulars	Quarter ended			Half Year		Year Ended
		30.09.2015	30.06.2015	30.09.2014	30.09.2015	30.09.2014	31.03.2015
A	PARTICULARS OF SHAREHOLDINGS						
1.	Public Shareholding						
	- Number of Shares	6465343	6465343	6463803	6465343	6463803	6463803
	- Percentage of Shareholding	40.26%	40.26%	40.25%	40.26%	40.25%	40.25%
2.	Promoters and Promoter Group Shareholding						
	a) Pledged / Encumbered						
	- Number of Shares	Nil	Nil	Nil	Nil	Nil	Nil
	- Percentage of Shares (as a % of the total Shareholding of Promoter and Promoter group)	Nil	Nil	Nil	Nil	Nil	Nil
	- Percentage of Shares (as a % of the total Share Capital of the Company)	Nil	Nil	Nil	Nil	Nil	Nil
	b) Non-encumbered						
	- Number of Shares	9592123	9592123	9593663	9592123	9593663	9593663
	- Percentage of Shares (as a % of the total Shareholding of Promoter and Promoter group)	100.00%	100.00%	100.00%	100.00%	100.00%	100.00%
	- Percentage of Shares (as a % of the total Share Capital of the Company)	59.74%	59.74%	59.75%	59.74%	59.75%	59.75%

Sr. No.	Particulars	Quarter ended 30.09.2015
B	INVESTOR COMPLAINTS	
	Pending at the beginning of the quarter	-
	Received during the quarter	22
	Disposed off during the quarter	20
	Remaining unresolved at the end of the quarter	2

NOTES:

- The above results were reviewed by the Audit Committee and approved by the Board of Directors of the Company at their meeting held on 10th November, 2015 and have undergone "Limited Review" by the Statutory Auditors of the Company.
- Exceptional Items for the quarter ended 30th September, 2014 represents loss on sale of long term investments ₹ 52.53 lacs and provision for diminution in the value of investments ₹ 19.57 lacs .
 - Exceptional Items for the half year ended 30th September, 2014 represents surplus arising on account of depreciation written back due to change in the method of computation of depreciation for the period upto 31st March, 2014 amounting to ₹517.05 lacs less loss on sale of long term investments ₹ 52.53 lacs and provision for diminution in the value of investments ₹ 19.57 lacs.
 - Exceptional Items for the year ended 31st March, 2015 represents surplus arising on account of depreciation written back due to change in the method of computation of depreciation for the period upto 31st March, 2014 amounting to ₹517.05 lacs less loss on sale of long term investments ₹ 323.84 lacs and provision for diminution in the value of investments ₹ 70.00 lacs .
- Figures for the previous periods / year have been regrouped / reclassified, wherever necessary, to make them comparable.



By Order of the Board of Directors
for Eon Electric Limited


(V.P. Mahendru)
Chairman - Managing Director

Place: New Delhi
Dated: 10th November, 2015

**UN-AUDITED SEGMENTWISE REVENUE, RESULTS AND CAPITAL EMPLOYED FOR THE QUARTER/ HALF YEAR ENDED 30th
SEPTEMBER, 2015**

(₹ in Lacs)

Sl. No.	Particulars	Quarter Ended			Half Year		Year Ended
		30.09.2015 (Unaudited)	30.06.2015 (Unaudited)	30.09.2014 (Unaudited)	30.09.2015 (Unaudited)	30.09.2014 (Unaudited)	31.03.2015 (Audited)
1	Segment Revenue (Revenue from Operations)						
	a) Cable & Wires	1,239.60	1,335.54	1,698.37	2,575.14	3,309.85	6,318.13
	b) Lighting	2,281.10	1,223.29	843.35	3,504.39	1,608.08	3,377.63
	c) Electrical Consumer Durables	392.60	614.25	354.97	1,006.85	823.18	1,854.26
	d) Others	275.73	209.07	255.64	484.80	458.79	1,367.08
	Total	4,189.03	3,382.15	3,152.33	7,571.18	6,199.90	12,917.10
	Less : Inter segment Revenue	-	-	-	-	-	-
	Income from Operations	4,189.03	3,382.15	3,152.33	7,571.18	6,199.90	12,917.10
2	Segment Results (Profit+)/Loss(-) before Tax & Finance Costs from each Segment)						
	a) Cable & Wires	(317.57)	(239.90)	(295.45)	(557.47)	(481.01)	(1,343.91)
	b) Lighting	363.76	145.36	70.82	509.12	141.94	49.26
	c) Electrical Consumer Durables	(3.74)	(1.58)	(28.00)	(5.32)	(20.83)	(0.44)
	d) Others	(74.86)	(10.97)	9.01	(85.83)	(12.01)	44.67
	Total	(32.41)	(107.09)	(243.62)	(139.50)	(371.91)	(1,250.42)
	Less: i) Finance Costs	224.14	214.93	194.45	439.07	378.97	740.20
	ii) Other un-allocable expenditure/(income) net of Un-allocable income	(5.01)	22.27	(48.58)	17.26	13.07	28.75
	Profit before Exceptional Items and Tax	(251.54)	(344.29)	(389.49)	(595.83)	(763.95)	(2,019.37)
	Exceptional Items (Net) (Income / (Loss))	-	-	(72.10)	-	444.95	123.21
	Profit before Tax	(251.54)	(344.29)	(461.59)	(595.83)	(319.00)	(1,896.16)
3	Capital Employed (Segment Assets - Segment Liabilities)						
	a) Cable & Wires	3,508.45	3,708.44	4,658.71	3,508.45	4,658.71	4,041.84
	b) Lighting	3,123.77	2,283.68	1,401.59	3,123.77	1,401.59	1,835.89
	c) Electrical Consumer Durables	1,870.73	2,074.06	1,959.70	1,870.73	1,959.70	2,009.95
	d) Others	1,409.62	1,497.96	1,093.70	1,409.62	1,093.70	1,396.29
	e) Unallocated	1,174.23	1,771.83	4,146.03	1,174.23	4,146.03	2,393.92
	Total	11,086.80	11,335.97	13,259.73	11,086.80	13,259.73	11,677.89



STATEMENT OF ASSETS & LIABILITIES

(₹ in Lacs)

	Particulars	As at 30.09.2015 (Unaudited)	As at 31.03.2015 (Audited)
A	EQUITY AND LIABILITIES		
1	Shareholders' Funds		
	a) Share Capital	802.87	802.87
	b) Reserves and Surplus	10,283.92	10,875.02
	Sub-total - Shareholder's funds	11,086.79	11,677.89
2	Non-Current Liabilities		
	a) Long Term Borrowings	-	78.98
	b) Deferred Tax Liabilities (Net)	218.80	223.53
	c) Other Long Term Liabilities	216.97	243.88
	d) Long Term Provisions	148.55	132.71
	Sub-total - Non-Current Liabilities	584.32	679.10
3	Current Liabilities		
	a) Short Term Borrowings	6,173.62	6,288.19
	b) Trade Payables	2,541.42	1,969.69
	c) Other Current Liabilities	1,043.88	846.39
	d) Short Term Provisions	16.97	13.80
	Sub-total - Current Liabilities	9,775.89	9,118.07
	TOTAL - EQUITY AND LIABILITIES	21,447.00	21,475.06
B	ASSETS		
1	Non-Current Assets		
	a) Fixed Assets	4,046.43	4,087.30
	b) Non - Current Investments	1,076.59	1,084.62
	c) Long Term Loans and Advances	236.55	268.76
	Sub-total - Non-Current Assets	5,359.57	5,440.68
2	Current Assets		
	a) Current Investments	5,098.50	6,029.25
	b) Inventories	4,018.51	3,436.06
	c) Trade Receivables	5,183.80	4,395.18
	d) Cash and Cash Equivalents	969.71	1,446.82
	e) Short Term Loans and Advances	757.43	670.52
	f) Other Current Assets	59.48	56.55
	Sub-total - Current Assets	16,087.43	16,034.38
	TOTAL - ASSETS	21,447.00	21,475.06

