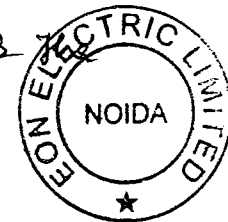


[Home](#)[Validate](#)[Import XML](#)

General information about company

Scrip code	532658
NSE Symbol	EON
MSEI Symbol	
ISIN	INE076H01025
Name of the company	Eon Electric Limited
Whether company is SME	No
Class of Security	Equity Shares
Type of report	Quarterly
Quarter Ended / Half year ended/Date of Report (For Prelisting / Allotment)	31-12-2018
Date of allotment / extinguishment (in case Capital Restructuring selected) / Listing Date	
Shareholding pattern filed under	Regulation 31 (1) (b)

Shiv Kumar



[Home](#)[Validate](#)

Sr. No.	Particular	Yes/No	Promoter and Promoter Group	Public shareholder	Non Promoter- Non Public
1	Whether the Listed Entity has issued any partly paid up shares?	No	No	No	No
2	Whether the Listed Entity has issued any Convertible Securities ?	No	No	No	No
3	Whether the Listed Entity has issued any Warrants ?	No	No	No	No
4	Whether the Listed Entity has any shares against which depository receipts are issued?	No	No	No	No
5	Whether the Listed Entity has any shares in locked-in?	Yes	Yes	No	No
6	Whether any shares held by promoters are pledge or otherwise encumbered?	Yes	Yes		
7	Whether company has equity shares with differential voting rights?	No	No	No	No





Table I - Summary Statement Holding of specified securities

Note : Data will be automatically populated from stock holding pattern sheet. Data Entry Restricted in this sheet


Category (I)	Category of shareholder (II)	No. of shareholders (III)	No. of fully paid up equity shares held (IV)	No. of Partly paid-up equity shares held (V)	No. of shares underlying Depository Receipts (VI)	Total nos. shares held (VII) = (IV)+(V)+(VI)	Shareholding as a % of total no. of shares (calculated as per SCRR, 1957) (VIII) As a % of (A+B+C)	Number of Voting Rights held in each class of securities (IX)			No. of Shares Underlying Outstanding convertible securities (X)	No. of Shares Underlying Outstanding Warrants (XI)	No. of Shares Underlying Outstanding convertible securities and No. of Warrants (XII) (a)	Shareholding, as a % assuming full conversion of convertible securities (as a percentage of diluted share capital) (XIII) = (VII)+(X)+(XII) As a % of (A+B+C2)	Number of Locked in shares (XIV)		Number of Shares pledged or otherwise encumbered (XV)		Number of equity shares held in dematerialized form (XVI)	
								No of Voting (XIV) Rights							Total as a % of (A+B+C)	No. (a)	As a % of total Shares held (b)	No. (a)		As a % of total Shares held (b)
								Class eg: X	Class eg: Y	Total										
(A)	Promoter & Promoter Group		10437123			10437123	61.75	10437123.00					61.75	845000	8.10	4030690	38.62	10437123		
(B)	Public	17386	5465343			6465343	38.25	6465343.00					38.25					5840638		
(C)	NonPromoter - Non Public																			
(C1)	Shares underlying DRs																			
(C2)	Shares held by Employee Trusts																			
	Total	17386	15902466			16902466	100	16902466.00					100	845000	5.00	4030690	23.85	16277741		




Sr.	Category & Name of the Shareholders (I)	Nos. Of shareholders (II)	No. of fully paid up equity shares held (IV)	No. Of Partly paid-up equity shares held (V)	No. Of shares underlying Depository Receipts (VI)	Total nos. shares held (VII) = (IV)+(V)+ (VI)	Shareholding as a % of total no. of shares (held as per SCRR 1957) (VIII) As a % of (A+B+C2)	Number of Voting Rights held in each class of securities (IX)			No. Of Shares Underlying Outstanding convertible securities (X)	No. of Shares Underlying Outstanding Warrants (XI)	No. Of Shares Underlying Outstanding convertible securities and No. Of Warrants (X) (a)	Shareholding, as a % assuming full conversion of convertible securities (as a percentage of diluted share capital) (X)+(VII)+(X) As a % of (A+B+C2)	Number of Locked in shares (XII)		Number of Shares pledged or otherwise encumbered (XIII)		Number of equity shares held in dematerialized form (XIV)
								Class of Shares	Total	Total as a % of Total Voting rights					No.	As a % of total Shares held (b)	No.	As a % of total Shares held (b)	
A: Table II - Statement showing shareholding pattern of the Promoter and Promoter Group																			
(A) Indian																			
(a)	...	5	2330690			2330690	13.79	2330690.00					13.79	0	0.00	0	0.00	2330690	
(b)	...																		
(c)	...	2	810643			810643	47.96	810643.00					47.96	845000	10.42	4030690	45.72	810643	
(d)	...																		
	Sub-Total (A)(D)	7	10437123			10437123	61.75	10437123.00					61.75	845000	8.10	4030690	38.62	10437123	
(B) Foreign																			
(a)	...																		
(b)	...																		
(c)	...																		
(d)	...																		
(e)	...																		
	Sub-Total (A)(E)																		
	Total Shareholding of Promoter and Promoter Group (A)+(B) (A)(F)	7	10437123			10437123	61.75	10437123.00					61.75	845000	8.10	4030690	38.62	10437123	

B: Table III - Statement showing shareholding pattern of the Public Shareholders																		
(1) Institutions																		
(a)	...																	
(b)	...																	
(c)	...																	
(d)	...																	
(e)	...																	
(f)	...																	
(g)	...																	
(h)	...																	
(i)	...																	
	Sub-Total (B)(1)																	
(2) Non-Institutions																		
(a)	...	16597	4777125			4777125	28.26	4777125.00					28.26					4153700
(b)	...	9	742038			742038	4.39	742038.00					4.39					742038
(c)	...	2	4387			4387	0.03	4387.00					0.03					4387
(d)	...																	
(e)	...	776	941793			941793	5.57	941793.00					5.57					940493
	Sub-Total (B)(2)	17384	6465343			6465343	38.25	6465343.00					38.25					5840618
	Total Public Shareholding (B)(1)+(B)(2) (B)(3)	17384	6465343			6465343	38.25	6465343.00					38.25					5840618


C: Table IV - Statement showing shareholding pattern of the Non Promoter - Non Public Shareholder																		
(1)	...																	
(2)	...																	
	Total (A)+(C)	17391	16902466			16902466	100.00	16902466.00					100.00	845000	5.00			16277741
	Total (A)+(C)	17391	16902466			16902466	100.00	16902466.00					100.00	845000	5.00	4030690	23.85	16277741
Disclosure of notes on shareholding pattern																		
Disclosure of notes in case of promoter holding in dematerialized form is less than 100 percentage																		
Disclosure of notes in case of public share holding is less than 25 percentage																		
Disclosure of notes on shareholding pattern for company remarks explanatory																		



Serial No.	Name of the Shareholders (I)	PAN (II)	No. of fully paid up equity shares held (IV)	Total nos. shares held (VII) = (IV)+(V)+(VI)	Shareholding as a % of total no. of shares (calculated as per SCRR, 1957) (VIII) As a % of (A+B+C2)	Number of Voting Rights held in each class of securities			Shareholding, as a % assuming full conversion of convertible securities (as a percentage of diluted share capital) (XI) = (VII)+(X)/(a) As a % of (A+B+C2)	Number of Locked in shares (XII)		Number of Shares pledged or otherwise encumbered (XIII)		Number of equity shares held in dematerialized form (XIV)	Reason for not providing PAN	Shareholder type
						No of Voting (XIV) Rights		Total as a % of Total Voting rights		No. (a)	As a % of total Shares held (b)	No. (a)	As a % of total Shares held (b)			
						Class eg: X	Total									
A1(a): Members/Hindu undivided Family																
1	Mr. VP Mahendru	AAGPM4994D	909413	909413	5.38	909413.00	909413.00	5.38	5.38	0	0.00	0	0.00	909413		
2	Mr. Virek Mahendru	AAGPM4993E	590650	590650	3.49	590650.00	590650.00	3.49	3.49	0	0.00	0	0.00	590650		
3	Mr. Vijay Mahendru	AAGPM4992F	576707	576707	3.41	576707.00	576707.00	3.41	3.41	0	0.00	0	0.00	576707		
4	Mrs. Esha Mahendru	AAJPM6362J	119978	119978	0.71	119978.00	119978.00	0.71	0.71	0	0.00	0	0.00	119978		
5	Mrs. Farah Mahendru	ABMPM8183H	133932	133932	0.79	133932.00	133932.00	0.79	0.79	0	0.00	0	0.00	133932		
Click here to go back			Total	2330690	13.79	2330690.00	2330690.00	13.79	13.79	0	0.00	0	0.00	2330690		



Serial No.	Category	Name of the Shareholders (I)	PAN (II)	No. of the Shareholders (I)	No. of fully paid up equity shares held (IV)	Total nos. shares held (VII) = (IV)+(V)+(VI)	Shareholding as a % of total no. of shares (calculated as per SCRR, 1957) (VIII) As a % of (A+B+C2)	Number of Voting Rights held in each class of securities			Shareholding, as a % assuming full conversion of convertible securities (as a percentage of diluted share capital) (X) = (VII)+(XI)	Number of Locked in shares (XII)		Number of Shares pledged or otherwise encumbered (XIII)		Number of equity shares held in dematerialized form (XIV)	Reason for not providing PAN	Shareholder type
								No of Voting (XIV) Rights		Total as a % of Total Voting rights		No. (a)	As a % of total Shares held (b)	No. (a)	As a % of total Shares held (b)			
								Class eg: X	Total									
All(d) Any Other (specify)																		
1	Bodies Corporate	VPM ELECTRICALS PRIVATE LIMITED	AADCV8820B	1	5862177	5862177	34.68	5862177.00	5862177.00	34.68	34.68	845000	14.41	2330690	39.76	5862177		
2	Bodies Corporate	VPM INDUSTRIAL SERVICES CORPORATION LLP	AAHFV7033M	1	2244256	2244256	13.28	2244256.00	2244256.00	13.28	13.28	0	0.00	700000	75.75	2244256		
				2	8106433	8106433	47.96	8106433.00	8106433.00	47.96	47.96	845000	10.42	4030690	49.72	8106433		



EPIC: Validate

Serial No.	Category	Category / More than 1 percentage	Name of the Shareholders (I)	PAN (II)	No. of the Shareholders (I)	No. of fully paid up equity shares held (IV)	Total nos. shares held (VII) = (IV)+(V)+(VI)	Shareholding as a % of total no. of shares (calculated as per SCRR, 1957) (VIII) As a % of (A+B+C2)	Number of Voting Rights held in each class of securities (IX)			Shareholding, as a % assuming full conversion of convertible securities (as a percentage of diluted share capital) (XI) = (VII)+(X) As a % of (A+B+C2)	Number of equity shares held in dematerialized form (XIV)	Reason for not providing PAN	
									No of Voting (XIV) Rights		Total as a % of Total Voting rights				
									Class eg: X	Total					
B3(e) Any Other (specify)															
1	Clearing Members	Category			27	10760	10760	0.06	10760	10760	0.06	0.06	10760		
2	Bodies Corporate	Category			202	450833	450833	2.67	450833	450833	2.67	2.67	450033		
3	Non-Resident Indian (NRI)	Category			185	266731	266731	1.58	266731	266731	1.58	1.58	266231		
4	HJF	Category			360	212017	212017	1.25	212017	212017	1.25	1.25	212017		
5	Trusts	Category			2	1452	1452	0.01	1452	1452	0.01	0.01	1452		
					776	941793	941793	5.57	941793.00	941793.00	5.57	5.57	940493		

Shev kumar
