


[Home](#)[Validate](#)

General information about company

Scrip code	532658
NSE Symbol	EON
MSEI Symbol	
ISIN	INE076H01025
Name of the company	Eon Electric Limited
Whether company is SME	No
Class of Security	Equity Shares
Type of report	Quarterly
Quarter Ended / Half year ended/Date of Report (For Prelisting / Allotment)	30-06-2018
Date of allotment / extinguishment (in case Capital Restructuring selected) / Listing Date	
Shareholding pattern filed under	Regulation 31 (1) (b)

Shiv Kumar Jha



[Home](#)[Validate](#)

Sr. No.	Particular	Yes/No	Promoter and Promoter Group	Public shareholder	Non Promoter- Non Public
1	Whether the Listed Entity has issued any partly paid up shares?	No	No	No	No
2	Whether the Listed Entity has issued any Convertible Securities ?	No	No	No	No
3	Whether the Listed Entity has issued any Warrants ?	No	No	No	No
4	Whether the Listed Entity has any shares against which depository receipts are issued?	No	No	No	No
5	Whether the Listed Entity has any shares in locked-in?	Yes	Yes	No	No
6	Whether any shares held by promoters are pledge or otherwise encumbered?	Yes	Yes		
7	Whether company has equity shares with differential voting rights?	No	No	No	No





Table I - Summary Statement of holding of specified securities

Note : Data will be automatically populated from shareholding pattern sheet - Data Entry Restricted in this sheet


Category (I)	Category of shareholder (II)	Nos. Of shareholder (III)	No. of fully paid up equity shares held (IV)	No. Of Partly paid-up equity shares held (V)	No. Of shares underlying Depository Receipts (VI)	Total nos. shares held (VII) = (IV)+(V)+(VI)	Shareholding as a % of total no. of shares (calculated as per SCRR, 1957) (VIII) As a % of (A+B+C2)	Number of Voting (X-Y) Rights			No. Of Shares Underlying Outstanding convertible securities (X)	No. of Shares Underlying Outstanding Warrants (XI)	No. Of Shares Underlying Outstanding convertible securities and No. Of Warrants (X) (a)	Shareholding, as a % assuming full conversion of convertible securities (as a percentage of diluted share capital) (XI) = [(X)+(X)] As a % of (A+B+C2)	Number of Locked in shares (XII)		Number of Shares pledged or otherwise encumbered (XIII)		Number of equity shares held in dematerialized form (XIV)
								No of Voting (X-Y) Rights		Total as a % of (A+B+C)					No. (a)	As a % of total Shares held (b)	No. (a)	As a % of total Shares held (b)	
								Class eg X	Class eg Y										
(A)	Promoter & Promoter Group	7	10437123			10437123	61.75	1,04,37,123.00	10437123.00	61.75		61.75	5862177	56.17	4098030	39.26	10437123		
(B)	Public	17414	6465343			6465343	38.25	64,65,343.00	6465343.00	38.25		38.25					5817714		
(C)	Non Promoter - Non Public																		
(C1)	Shares underlying DRs																		
(C2)	Shares held by Employee Trusts																		
	Total	17421	16902466			16902466	100	16,90,246.00	16902466.00	100.00		100	5862177	34.68	4098030	24.25	16254837		




Sl. No.	Category & Name of the Shareholders (I)	Nos. Of shareholders (III)	No. of fully paid up equity shares held (IV)	No. Of Partly paid-up equity shares held (V)	No. Of shares underlying Depository Receipts (VI)	Total nos. shares held (VII) = (IV)+(V)+(VI)	Shareholding as a % of total no. of shares (calculated as per SCRR, 1957) (V B) As a % of (A+B+C2)	Number of Voting Rights held in each class of securities (X)			No. Of Shares Underlying Outstanding convertible securities (X)	No. of Shares Underlying Outstanding Warrants (XI)	No. Of Shares Underlying Outstanding convertible securities and No. Of Warrants (X) (a)	Shareholding, as a % assuming full conversion of convertible securities (as a percentage of diluted share capital) (XII) = (VII)+(X) As a % of (A+B+C2)	Number of Locked in shares (XII)		Number of Shares pledged or otherwise encumbered (XIII)		Number of equity shares held in dematerialized form (XIV)	
								No of Voting (XIV) Rights							Total as a % of Total Voting rights	No. (a)	As a % of total Shares held (b)	No. (a)		As a % of total Shares held (b)
								Class eg: X	Class eg: Y	Total										
A Table II - Statement showing shareholding pattern of the Promoter and Promoter Group																				
(1)	Indian																			
(a)	Individuals (Hindu undivided families)	5	2330690			2330690	13.79	2330690.00					13.79	0	0.00		0	0.00	2330690	
(b)	Central Government / State Governments																			
(c)	Financial Institutions/Banks																			
(d)	Any Other (specify)	2	8106433			8106433	47.96	8106433.00					47.96	5862177	72.32	4098030	50.55	8106433		
	Sub-Total (A)(1)	7	10437123			10437123	61.75	10437123.00					61.75	5862177	56.17	4098030	39.26	10437123		
(2)	Foreign																			
(a)	Individuals (Non-Resident Individuals/ Foreign Individuals)																			
(b)	Government																			
(c)	Institution																			
(d)	Foreign Portfolio Investors																			
(e)	Any Other (specify)																			
	Sub-Total (A)(2)																			
	Total Shareholding of Promoter and Promoter Group (A)=(A)(1)+(A)(2)	7	10437123			10437123	61.75	10437123.00					61.75	5862177	56.17	4098030	39.26	10437123		
Details of Shares which remain unclaimed for Promoter & Promoter Group																				
B Table III - Statement showing shareholding pattern of the Public shareholders																				
Note: Kindly show details of shareholders having more than one percentage of total no of shares. Please refer software manual.																				
(1)	Institutions																			
(a)	Mutual Funds																			
(b)	Venture Capital Funds																			
(c)	Alternate Investment Funds																			
(d)	Foreign Venture Capital Investors																			
(e)	Foreign Portfolio Investors																			
(f)	Financial Institutions/Banks																			
(g)	Insurance Companies																			
(h)	Provident Funds/ Pension Funds																			
(i)	Any Other (specify)																			
	Sub-Total (B)(1)																			
(2)	Central Government, State Governments/ President of India																			
	Sub-Total (B)(2)																			
(3)	Non-Institutions																			
(a)(i)	Individuals - Individual shareholders holding nominal share capital up to Rs. 2 lacs	16928	4852113			4852113	28.71	4852113					28.71						4205784	
(a)(ii)	Individuals - Individuals shareholders holding nominal share capital in excess of Rs. 2 lacs	8	670617			670617	3.97	670617					3.97						670617	
(b)	Employees Trusts																			
(c)	Overseas Depositories (as per (2)(b) (i) - standing figure)																			
(d)	Any Other (specify)	478	942613			942613	5.58	942613					5.58						941313	
	Sub-Total (B)(3)	17414	6465343			6465343	38.25	6465343.00					38.25						5817714	
	Total Public Shareholding (B) = (B)(1)+(B)(2)+(B)(3)	17414	6465343			6465343	38.25	6465343.00					38.25						5817714	

Details of the shares held in lock-up period in respect of Public


Details of Shares which remain unclaimed for Public




C Table IV - Statement showing shareholding pattern of the Non Promoter- Non Public shareholder														
(1)	Custodian/DR Holder Name of DR Holder (if Available)													
(2)	Employee Benefit Trust (under SEBI (Share Based Employee Benefit) Regulations, 2014)													
Total Non Promoter- Non Public Shareholding (C) = (C1) + (C2)														
Total (A+E+C)	17421	16902466		13902456	100.00	16902466.00	16902466	100.00			100.00	5862177	34.68	16254837
Total (A+B-C)	17421	16902466		13902456	100.00	16902466.00	16902466	100.00			100.00	5862177	34.68	16254837
Disclosure of notes on shareholding pattern						Add Notes								
Disclosure of notes in case of promoter holding in dematerialised form is less than 100 percentage						Add Notes								
Disclosure of notes in case of public share holding is less than 25 percentage						Add Notes								
Disclosure of notes on shareholding pattern for company remarks explanatory						Add Notes								



Serial No.	Name of the Shareholders (I)	PAN (II)	No. of fully paid up equity shares held (IV)	Total nos. shares held (VII) = (V)+(VI)	Shareholding as a % of total no. of shares (calculated as per SCRR, 1957) (VIII) As a % of (A+B+C2)	Number of Voting Rights held in each class of securities			Shareholding, as a % assuming full conversion of convertible securities (as a percentage of diluted share capital) (XI) = (VII)+(X)(a) As a % of (A+B+C2)	Number of Locked in shares (XII)		Number of Shares pledged or otherwise encumbered (XIII)		Number of equity shares held in dematerialized form (XIV)	Reason for not providing PAN	Shareholder type
						No of Voting (XIV) Rights		Total as a % of Total Voting rights		No. (a)	As a % of total Shares held (b)	No. (a)	As a % of total Shares held (b)			
						Class eg:X	Total									
A1(a) Individuals/Hindu undivided Family																
1	Mr. VP MAHENDRU	AAGPM4994D	909413	909413	5.38	909413.00	909413.00	5.38	5.38	0	0.00	0	0.00	909413		
2	Mr. VIVEK MAHENDRU	AAGPM4993E	590660	590660	3.49	590660.00	590660.00	3.49	3.49	0	0.00	0	0.00	590660		
3	Mr. VINAY MAHENDRU	AAGPM4992F	576707	576707	3.41	576707.00	576707.00	3.41	3.41	0	0.00	0	0.00	576707		
4	Mrs. BELA MAHENDRU	AAJPM6362J	119978	119978	0.71	119978.00	119978.00	0.71	0.71	0	0.00	0	0.00	119978		
5	Mrs. RATNA MAHENDRU	ABMPM8183H	133932	133932	0.79	133932.00	133932.00	0.79	0.79	0	0.00	0	0.00	133932		
Click here to go back			Total	2330690	13.79	2330690.00	2330690.00	13.79	13.79	0	0.00	0	0.00	2330690		



Serial No.	Category	Name of the Shareholders (I)	PAN (II)	No. of the Shareholders (II)	No. of fully paid up equity shares held (IV)	Total nos. shares held (VII) = (IV)+(V) (VI)	Shareholding as a % of total no. of shares (calculated as per SCRR, 1957) (VIII) As a % of (A+B+C2)	Number of Voting Rights held in each class of securities		Shareholding, as a % assuming full conversion of convertible securities (as a percentage of diluted share capital) (XI) = (VII)+(X)	Number of Locked in shares (XII)		Number of Shares pledged or otherwise encumbered (XIII)		Number of equity shares held in dematerialized form (XIV)	Reason for not providing PAN	Shareholder type	
								No of Voting (XIV) Rights			No. (a)	As a % of total Shares held (b)	No. (a)	As a % of total Shares held (b)				
								Class eg: X	Total									Total as a % of Total Voting rights
A1(d) Any Other (specify)																		
1	Bod es Corporate	VPM ELECTRICALS PVT. LTD.	AADCV88208	1	5862177	5862177	34.68	5862177.00	5862177.00	34.68	34.68	5862177	100.00	2398030	40.91	5862177		
2	Bod es Corporate	VPM INDUSTRIAL SERVICES CORPORATION LLP	AAHFV7033M	1	2244256	2244256	13.28	2244256.00	2244256.00	13.28	13.28	0	0.00	1700000	75.75	2244256		
		Click here to go back	Total	2	8106433	8106433	47.96	8106433.00	8106433.00	47.96	47.96	5862177	72.32	4098030	50.55	8106433		



Serial No.	Category	Category / More than 1 percentage	Name of the Shareholders (I)	PAN (II)	No. of the Shareholders (I)	No. of fully paid up equity shares held (IV)	Total nos. shares held (VII) = (IV) + (V) + (VI)	Shareholding as a % of total no. of shares (calculated as per SCRR, 1957) (VIII) As a % of (A+B+C2)	Number of Voting Rights held in each class of securities (K)			Shareholding, as a % assuming full conversion of convertible securities (as a percentage of diluted share capital) (XI) = (VII) + (X) As a % of (A+B+C2)	Number of equity shares held in dematerialized form (XIV)	Reason for not providing PAN	
									No of Voting (X) Rights		Total as a % of Total Voting rights				
								Class eg: X		Total					
B3(e) Any Other (specify)															
1	Bodies Corporate	Category			250	651856	651856	3.86	651859	651859	3.86	3.86	651059		
2	Clearing Members	Category			40	43745	43745	0.26	43745	43745	0.26	0.26	43745		
3	Non-Resident Indian (NRI)	Category			187	246772	246772	1.46	246772	246772	1.46	1.46	246272		
4	Trusts	Category			1	237	237	0.00	237	237	0.00	0.00	237		
					<u>Click here to go back</u>	<u>Total</u>	478	642613	642613	5.58	942613.00	942613.00	5.58	941313	

