


Home

Validate

Import XML

General information about company	
Scrip code	532658
NSE Symbol	EON
MSEI Symbol	
ISIN	INE076H01025
Name of the company	Eon Electric Limited
Whether company is SME	No
Class of Security	Equity Shares
Type of report	Quarterly
Quarter Ended / Half year ended/Date of Report (For Prelisting / Allotment)	31-03-2019
Date of allotment / extinguishment (in case Capital Restructuring selected) / Listing Date	
Shareholding pattern filed under	Regulation 31 (1) (b)

Shiv Kumar



[Home](#)[Validate](#)

Sr. No.	Particular	Yes/No	Promoter and Promoter Group	Public shareholder	Non Promoter- Non Public
1	Whether the Listed Entity has issued any partly paid up shares?	No	No	No	No
2	Whether the Listed Entity has issued any Convertible Securities ?	No	No	No	No
3	Whether the Listed Entity has issued any Warrants ?	No	No	No	No
4	Whether the Listed Entity has any shares against which depository receipts are issued?	No	No	No	No
5	Whether the Listed Entity has any shares in locked-in?	Yes	Yes	No	No
6	Whether any shares held by promoters are pledge or otherwise encumbered?	Yes	Yes		
7	Whether company has equity shares with differential voting rights?	No	No	No	No






Table 1 - Summary Statement of holding of specified securities

Note : Data will be automatically populated from shareholding pattern sheet - Data Entry Restricted in this sheet


Category (A)	Category of Shareholder (B)	No. of Shareholders (C)	No. of fully paid up equity shares held (D)	No. of Partly paid up equity shares held (E)	No. of shares underlying Depository Receipts (F)	Total no. shares held (G) = (D) + (E) + (F)	Shareholding as a % of total no. of shares (calculated as per SCRR, 1957) (H) = (G) / (I) * 100 As a % of (A+B+C2)	Number of Voting Rights held in each class of securities (I)				No. of Shares Underlying Outstanding convertible securities (J)	No. of Shares Underlying Warrants (K)	No. of Shares Underlying Outstanding convertible securities and No. of Warrants (L) = (J) + (K)	Shareholding, as a % assuming full conversion of convertible securities (as a percentage of diluted share capital) (M) = (L) / (G) * 100 As a % of (A+B+C2)	Number of Locked in shares (N)		Number of Shares pledged or otherwise encumbered (O)		Number of equity shares held in dematerialized form (P)
								No of Voting (KV) Rights			Total as a % of (A+B+C)					As (4)	As a % of total Shares held (5)	No. (6)	As a % of total Shares held (7)	
								Class eg: X	Class eg: Y	Total										
(A1)	Promoter & Promoter Group	7	10437123			10437123	61.75	10,437,123.00		10437123.00	61.75			61.75	845000	8.10	4028030	39.26	10437123	
(A2)	Public	17219	6465343			6465343	38.25	6465343.00		6465343.00	38.25			38.25					5855138	
(C)	Non-Promoter Non Public																			
(C1)	Shares under FDR																			
(C2)	Shares held by Employee Trusts																			
	Total	17226	16902466			16902466	100	16902466.00		16902466.00	100.00			100	845000	5.00	4098030	24.25	16292261	



Serial No.	Name of the Shareholders (I)	PAN (II)	No. of fully paid up equity shares held (IV)	Total nos. shares held (VII) = (V)+(VI)	Shareholding as a % of total no. of shares (calculated as per SCRR, 1957) (VI) As a % of (A+B+C2)	Number of Voting Rights held in each class of securities			Shareholding, as a % assuming full conversion of convertible securities (as a percentage of diluted share capital) (XI) = (X1)+(X2)(a) As a % of (A+B+C2)	Number of Locked in shares (XII)		Number of Shares pledged or otherwise encumbered (XIII)		Number of equity shares held in dematerialized form (XIV)	Reason for not providing PAN	Shareholder type
						No of Voting (XIV) Rights		Total as a % of Total Voting rights		No.	As a % of total Shares held (b)	No.	As a % of Total Shares held (b)			
						Class eg X	Total									
AI(a) Individuals/Hindu undivided Family																
1	Mr. YP Mahendru	AAGPM4954D	909413	909413	5.38	909413.00	909413.00	5.38	5.38	0	0.00	0	0.00	909413		Promoter
2	Mr. Vivek Mahendru	AAGPM4993E	590660	590660	3.49	590660.00	590660.00	3.49	3.49	0	0.00	0	0.00	590660		Promoter
3	Mr. Vinay Mahendru	AAGPM4992F	576707	576707	3.41	576707.00	576707.00	3.41	3.41	0	0.00	0	0.00	576707		Promoter
4	Mrs. Bela Mahendru	AAJFM6362J	119978	119978	0.71	119978.00	119978.00	0.71	0.71	0	0.00	0	0.00	119978		Promoter
5	Mrs. Ratna Mahendru	ABMFM6183H	133932	133932	0.79	133932.00	133932.00	0.79	0.79	0	0.00	0	0.00	133932		Promoter
Total			2330690	2330690	13.79	2330690.00	2330690.00	13.79	13.79	0	0.00	0	0.00	2330690		




Serial No.	Category	Name of the Shareholders (I)	PAN (II)	No. of the Shareholders (I)	No. of fully paid up equity shares held (IV)	Total nos. shares held (VI) = (IV) + (V) + (VI)	Shareholding as a % of total no. of shares (calculated as per SCRR, 1957) (VII) As a % of (A+B+C2)	Number of Voting Rights held in each class of securities			Shareholding, as a % assuming full conversion of convertible securities (as a percentage of diluted share capital) (X) = (VII) + (X)	Number of Locked in shares (XII)		Number of Shares pledged or otherwise encumbered (XIII)		Number of equity shares held in dematerialized form (XIV)	Reason for not providing PAN	Shareholder type
								No of Voting (XVI) Rights		Total as a % of Total Voting rights		No. (a)	As a % of total Shares held (b)	No. (a)	As a % of total Shares held (b)			
								Class eg: X	Total									
A1(d) Any Other (specify)																		
1	Bodies Corporate	LPM ELECTRICAL PRIVATE LIMITED	AADCV88208	1	5862177	5862177	34.68	5862177.00	5862177.00	34.68	34.68	845000	14.41	2398030	40.91	5862177		
2	Bodies Corporate	LPM INDUSTRIAL SERVICES CORPORATION LLP	AJHFV7033M	1	2244256	2244256	13.28	2244256.00	2244256.00	13.28	13.28	0	0.00	1700000	75.75	2244256		
		Click here to go back	Total	2	8106433	8106433	47.96	8106433.00	8106433.00	47.96	47.96	845000	10.42	4098030	50.55	8106433		



Category & Name of the Shareholder (A)	No. of Shareholding (B)	No. of fully paid up equity shares held (C)	No. of Partly paid up equity shares held (D)	No. of shares underlying Depository Receipts (E)	Total nos. shares held (C) + (D) + (E) (F)	Shareholding as a % of total no. of shares (calculated as per SCRR, 1957) (G)	Number of Voting Rights held in each class of securities (H)				No. of Shares Underlying Outstanding convertible securities (I)	No. of Shares Underlying Outstanding Warrants (JJ)	No. of Shares Underlying Outstanding convertible securities and No. of Warrants (KK)	Shareholding as a % assuming 1% conversion of convertible securities (LL) as a percentage of stated share capital (M) = (G) + (L) + (K) As a % of (N) (N)	Number of Locked in shares (O)		Number of shares pledged or otherwise encumbered (P)		Number of Equity Shares held in Dematerialized form (Q)
							Class (R)	Class (R)	Total (S)	Total as a % of Total Voting rights (T)					No (a)	As a % of total Shares (b)	No (a)	As a % of total Shares (b)	
Table B - Statement showing shareholding pattern of the Promoter and Promoter Group																			
India																			
Individuals, including family	5	213060			213060	3.25	213060.00			213060	3.73			3.73	0	0.00	0	0.00	213060
Family (Government/State Government/Local Government)																			
Corporate (including VCs, SEIs, AIs)	2	412643			412643	63.56	412643.00			412643	67.96			67.96	845200	12.82	4281670	64.55	412643
Any Other legal entity																			
Sub-Total (B)(1)	7	1043713			1043713	61.75	1043713.00			1043713	61.75			61.75	845200	8.13	4281670	59.24	1043713
Foreign																			
Individuals, including non-resident foreign individuals																			
Corporate																			
Foreign Institutional Investor																			
Any Other legal entity																			
Sub-Total (B)(2)																			
Total Shareholding of Promoter and Promoter Group (B)(1)+(B)(2)	7	1043713			1043713	61.75	1043713.00			1043713	61.75			61.75	845200	8.13	4281670	59.24	1043713

Table B - Statement showing shareholding pattern of the Public Shareholder																			
Note: Kindly show details of shareholders having more than one percentage of total no. of shares. Please refer software manual.																			
India																			
Individuals																			
Individuals																			
Family (Government/State Government/Local Government)																			
Sub-Total (B)(1)																			
Non-Individuals																			
Individuals - Depository Holders holding dematerialized shares up to 2% (B)	16481	4843976			4843976	74.66	4843976.00			4843976	78.66			78.66					4843976
Individuals - Depository Holders holding dematerialized shares more than 2% (B)																			
Corporate (including VCs, SEIs, AIs)	3	659607			659607	8.95	659607.00			659607	8.95			8.95					659607
Foreign Institutional Investor	2	4387			4387	0.03	4387.00			4387	0.03			0.03					4387
Any Other legal entity																			
Sub-Total (B)(2)	141	5577270			5577270	83.64	5577270.00			5577270	83.64			83.64					5577270
Total Public Shareholding (B)(1)+(B)(2)+(B)(3)	17114	6055453			6055453	93.25	6055453.00			6055453	93.25			93.25					6055453

Table C - Statement showing shareholding pattern of the Non-Promoter, Non-Public Shareholder																			
Disclosure of notes on shareholding pattern																			
Category & Name of the Shareholder (A)																			
Corporate (including VCs, SEIs, AIs)																			
Foreign Institutional Investor																			
Any Other legal entity																			
Total Non-Promoter, Non-Public Shareholding (C)(1)+(C)(2)+(C)(3)																			
Total (A)+(B)(1)+(B)(2)+(B)(3)+(C)(1)+(C)(2)+(C)(3)	17114	6055453			6055453	93.25	6055453.00			6055453	93.25			93.25					6055453
Disclosure of notes in case of promoter holding in dematerialized form is less than 100 percentage																			
Disclosure of notes in case of public share holding is less than 25 percentage																			
Disclosure of notes on shareholding pattern for company remarks explanatory																			



Serial No.	Category	Category / More than 1 percentage	Name of the Shareholders (I)	PAN (II)	No. of the Shareholders (I)	No. of fully paid up equity shares held (IV)	Total nos. shares held (VII) = (IV)+(V)+ (VI)	Shareholding as a % of total no. of shares (calculated as per SCRR, 1957) (VIII) As a % of (A+B+C2)	Number of Voting Rights held in each class of securities (X)			Shareholding, as a % assuming full conversion of convertible securities (as a percentage of diluted share capital) (XI) = (VII) x (X) As a % of (A+B+C2)	Number of equity shares held in dematerialized form (XIV)	Reason for not providing PAN
									No of Voting (XIV) Rights		Total as a % of Total Voting rights			
									Class of X	Total				
B3(e) Any Other (specify)														
1	Clearing Members	Category			21	8572	8572	0.05	8572	8572	0.05	0.05	8572	
2	Bodies Corporate	Category			191	469477	469477	2.78	469477	469477	2.78	2.78	469477	
3	Non-Resident Indian (NRI)	Category			187	267368	267368	1.58	267368	267368	1.58	1.58	267368	
4	HUF	Category			346	210504	210504	1.25	210504	210504	1.25	1.25	210504	
5	Trusts	Category			2	1452	1452	0.01	1452	1452	0.01	0.01	1452	
					Click here to go back	Total	747	957373	957373	5.67	957373.00	957373.00	5.67	957373

Shri Kumar Jha

