

1. Name of Listed Entity : Eon Electric Limited
2. Scrip Code/Name of Scrip/Class of Security : EON
3. Share Holding Pattern Filed under : 31b
4. Share Holding Pattern as on : 31-Mar-2017
5. **Declaration** : The Listed entity is required to submit the following declaration to the extent of submission of information:-

S. No.	Particulars	Yes/No	
1	Whether the Listed Entity has issued any partly paid up shares?	No	
2	Whether the Listed Entity has issued any Convertible Securities or Warrants?	Yes	Promoter and Promoter Group
3	Whether the Listed Entity has any shares against which depository receipts are issued?	No	
4	Whether the Listed Entity has any shares in locked-in?	Yes	Promoter and Promoter Group
5	Whether any shares held by promoters are pledge or otherwise encumbered?	Yes	Promoter and Promoter Group
6	Whether the Listed Entity has issued any differential Voting Rights?	No	





Table I-Summary Statement holding of specified securities

Category (I)	Category of shareholder (II)	Nos. of shareholders (III)	No. of fully paid equity Shares Held (IV)	No. of Part y paid-up equity shares held (V)	No. of shares underlying Depository Receipts (VI)	Total nos. shares held (VII)= (IV)+(V)+ (VI)	Sharehold ing as a % of total no. of shares (calculated as Per SCRR, 1957) (VIII) As a % of (A+B+C2)	Number of Voting Rights held in each class of securities (IX)			No. of Shares Underlying Outstanding convertible securities (Including Warrants) (X)	Shareholding, as a % assuming full conversion Of convertible securities (as a percentage of diluted share capital) (XI)=(VII)+(X) As a % of (A+B+C2)	Number of Locked in shares (XII)		Number of Shares pledged or otherwise encumbered (XIII)		Number of equity shares held in dematerialized form (XIV)	
								No. of Voting Rights					Total as a % of (A+ B+C)	No. (a)	As a % of total Shares held (b)	No. (a)		As a % of total Shares held (b)
								Class: X	Class: y	Total								
A	Promoter & Promoter Group	7	9592123	0	0	9592123	59.74	9592123	0	9592123	59.74	845000	56.74	5017177	52.31	3198030	33.34	9592123
B	Public	15086	6465343	0	0	6465343	40.26	6465343	0	6465343	40.26		38.25		0			5792161
C	Non Promoter- Non Public	0	0	0	0	0	0	0	0	0	0	0	0	0	0	0	0	0
C1	Shares underlying DRs	0	0	0	0	0	0	0	0	0	0		0		0			0
C2	Shares held by Employee Trusts	0	0	0	0	0	0	0	0	0	0		0		0			0
	Total	15093	16057466	0	0	16057466	100	16057466	0	16057466	100	845000	94.99	5017177	31.25	3198030	19.92	15384284



Table II- Statement showing shareholding pattern of the Promoter and Promoter Group

	Category & Name of the Shareholders (I)	PAN (II)	No. of shareholder (III)	No. of fully Paid up Equity shares held (IV)	Partly paid-up equity shares held (V)	Nos. of shares underlying Depository Receipts (VI)	Total nos. Shares held (VII)= IV+V+VI)	Shareholding % calculated as per SCRR, 1957 As a % of (A+B+C2) (VIII)	Number of Voting Rights held in Each class of securities (IX)			No. of Shares Underlying Outstanding convertible securities (including Warrants) (X)	Shareholding, as a % Assuming full Conversion of convertible securities (as a percentage of diluted share capital) (XI)=(VII)+(X) as a % of A+B+C2	Number of Locked in shares (XII)		Number of Shares Pledged or otherwise encumbered (XIII)		Number of Equity shares held in Dematerialized form (XIV)		
									No of Voting Rights					Total as a % of Total Voting rights	No.(a)	As a % of total Shares held(b)	No.(a)		As a % of total shares held(b)	
									Class X	Class Y	Total									
1	Indian		0	0	0	0	0	0	0	0	0	0	0	0	0	0	0	0	0	
a	Individuals/Hindu undivided Family		5	2330690	0	0	2330690	14.51	2330690	0	2330690	14.51	0	13.79	0	0	0	0	0	2330690
	BELA MAHENDRU	AAJPM6362J		119978		0	119978	.75	119978		119978	.75	0	.71	0	0	0	0	0	119978
	RATNA MAHENDRU	ABMPM8183H		133932		0	133932	.83	133932		133932	.83	0	.79	0	0	0	0	0	133932
	V P MAHENDRU	AAGPM4994D		909413		0	909413	5.66	909413		909413	5.66	0	5.38	0	0	0	0	0	909413
	VINAY MAHENDRU	AAGPM4992F		576707		0	576707	3.59	576707		576707	3.59	0	3.41	0	0	0	0	0	576707
	VIVEK MAHENDRU	AAGPM4993E		590660		0	590660	3.68	590660		590660	3.68	0	3.49	0	0	0	0	0	590660
b	Central Government/ State Government(s)		0	0	0	0	0	0	0	0	0	0	0	0	0	0	0	0	0	0
c	Financial Institutions/ Banks		0	0	0	0	0	0	0	0	0	0	0	0	0	0	0	0	0	0
d	Any Other (specify)		2	7261433	0	0	7261433	45.22	7261433	0	7261433	45.22	845000	42.96	5017177	69.09	3198030	44.04	7261433	7261433
	Body Corporate		2	7261433		0	7261433	45.22	7261433		7261433	45.22	845000	42.96	5017177	69.09	3198030	44.04	7261433	7261433
	Sub-Total (A)(1)		7	9592123	0	0	9592123	59.73	9592123	0	9592123	59.73	845000	56.75	5017177	52.31	3198030	33.34	9592123	9592123
2	Foreign		0	0	0	0	0	0	0	0	0	0	0	0	0	0	0	0	0	0
a	Individuals (Non-Resident Individuals/ Foreign Individuals)		0	0	0	0	0	0	0	0	0	0	0	0	0	0	0	0	0	0
b	Government		0	0	0	0	0	0	0	0	0	0	0	0	0	0	0	0	0	0
c	Institutions		0	0	0	0	0	0	0	0	0	0	0	0	0	0	0	0	0	0
d	Foreign Portfolio Investor		0	0	0	0	0	0	0	0	0	0	0	0	0	0	0	0	0	0



e	Any Other (specify)		0	0	0	0	0	0	0	0	0	0	0	0	0	0	0	0	0
	Sub-Total (A)(2)		0	0	0	0	0	0	0	0	0	0	0	0	0	0	0	0	0
	Total Shareholding of Promoter and Promoter Group (A)= (A)(1)+(A)(2)		7	9592123	0	0	9592123	59.73	9592123	0	9592123	59.73	845000	56.75	5017177	52.31	3198030	33.34	9592123
	VPM ELECTRICALS PVT LTD	AADCV8820B		5017177		0	5017177	31.25	5017177		5017177	31.25	845000	29.68	5017177	100	2398030	47.8	5017177
	VPM INDUSTRIAL SERVICES CORPORATION LLP	AAHFV7033M		2244256		0	2244256	13.98	2244256		2244256	13.98	0	13.28	0	0	800000	35.65	2244256



Table III- Statement showing shareholding pattern of the Public shareholder

	Category & Name of the Shareholders (I)	PAN(II)	Nos. of shareholder (III)	No. of fully paid up equity shares held (IV)	Partly paid-up equity shares held (V)	Nus. of shares underlying Depository Receipts(VI)	Total nos. shares held VII = IV+V+VI	Shareholding % calculated as per SCRR, 1957 As a % of (A+B+C2)VIII	Number of Voting Rights held in each class of securities (IX)			No. of Shares Underlying Outstanding convertible securities (including Warrants) (X)	Total shareholding, as a % assuming full conversion of convertible securities (as a percentage of diluted share capital) (XI)	Number of Locked in shares (XII)		Number of Shares pledged or otherwise encumbered (XIII)		Number of equity shares held in dematerialized form (XIV)	
									No of Voting Rights					Total as a % of Total Voting rights	No. (a)	As a % of total Shares held (b)	No. (Not applicable) (a)		As a % of total shares held (Not applicable) (b)
									Class X	Class Y	Total								
1	Institutions		0	0	0	0	0	0	0	0	0	0	0	0	0	0	0	0	0
a	Mutual Funds/		0	0	0	0	0	0	0	0	0	0	0	0	0	0	0	0	0
b	Venture Capital Funds		0	0	0	0	0	0	0	0	0	0	0	0	0	0	0	0	0
c	Alternate Investment Funds		0	0	0	0	0	0	0	0	0	0	0	0	0	0	0	0	0
d	Foreign Venture Capital Investors		0	0	0	0	0	0	0	0	0	0	0	0	0	0	0	0	0
	Foreign Portfolio Investors		0	0	0	0	0	0	0	0	0	0	0	0	0	0	0	0	0
f	Financial Institutions/ Banks		0	0	0	0	0	0	0	0	0	0	0	0	0	0	0	0	0
g	Insurance Companies		0	0	0	0	0	0	0	0	0	0	0	0	0	0	0	0	0
h	Provident Funds/ Pension Funds		0	0	0	0	0	0	0	0	0	0	0	0	0	0	0	0	0
i	Any Other (specify)		0	0	0	0	0	0	0	0	0	0	0	0	0	0	0	0	0
	Sub-Total (B)(1)		0	0	0	0	0	0	0	0	0	0	0	0	0	0	0	0	0
2	Central Government/ State Government(s)/ President of India		0	0	0	0	0	0	0	0	0	0	0	0	0	0	0	0	0
	Sub-Total (B)(2)		0	0	0	0	0	0	0	0	0	0	0	0	0	0	0	0	0
3	Non-institutions		0	0	0	0	0	0	0	0	0	0	0	0	0	0	0	0	0
a	Individuals -		14676	5460702	0	0	5460702	34	5460702	0	5460702	34	0	32.31	0	0	0	0	4788820
i	Individual shareholders holding nominal share capital up to Rs. 2 lakhs.		14666	4764627	0	0	4764627	29.67	4764627	0	4764627	29.67		28.19					4092745
ii	Individual shareholders holding nominal share capital in excess of Rs. 2 lakhs.		10	696075	0	0	696075	4.33	696075	0	696075	4.33		4.12					696075

b	NBFCs registered with RBI		0	0	0	0	0	0	0	0	0	0	0	0	0	0	0	0
c	Employee Trusts		0	0	0	0	0	0	0	0	0	0	0	0	0	0	0	0
d	Overseas Depositories (holding DRs) (balancing figure)		0	0	0	0	0	0	0	0	0	0	0	0	0	0	0	0
e	Any Other (specify)		410	1004641	0	0	1004641	6.26	1004641	0	1004641	6.26		5.94		0		1003341
	Body Corporate	0	176	484362			484362	3.02	484362		484362	3.02		2.87		0		483562
	Clearing member	0	141	288617			288617	1.8	288617		288617	1.8		1.7		0		288617
	Non-Resident Indian (NRI)	0	93	231662			231662	1.44	231662		231662	1.44		1.37		0		231162
	Sub-Total (B)(3)		15086	6465343	0	0	6465343	40.26	6465343	0	6465343	40.26	0	38.25	0	0		5792161
	Total Public Shareholding (B)= (B)(1)+(B)(2)+(B)(3)		15086	6465343	0	0	6465343	40.26	6465343	0	6465343	40.26	0	38.25	0	0		5792161




Table IV- Statement showing shareholding pattern of the Non Promoter-Non Public shareholder

	Category & Name of the Shareholders (I)	PAN (II)	No. of shareholder (III)	No. of fully Paid up Equity shares held (IV)	Partly paid-up equity shares held (V)	Nos. of shares underlying Depository Receipts (VI)	Total no. shares held (VII)= (IV+V+VI)	Shareholding % calculated as per SCRR, 1957 As a % of (A+B+C2) (VIII)	Number of Voting Rights held in Each class of securities (IX)			No. of Shares Underlying Outstanding convertible securities (including Warrants) (X)	Total shareholding, as a % assuming full conversion of convertible securities (as a percentage of diluted share capital) (XI)	Number of Locked in shares (XII)		Number of Shares Pledged or otherwise encumbered (XIII)		Number of Equity shares held in dematerialized form (XIV) (Not Applicable)	
									No of Voting Rights					Total as a % of Total Voting rights	No.	As a % of total Shares held	No. (Not applicable)		As a % of total shares held (Not applicable)
									ClassX	ClassY	Total								
1	Custodian/DR Holder		0	0	0	0	0	0	0	0	0	0	0	0	0	0	0	0	
2	Employee Benefit Trust (under SEBI (Share based Employee Benefit) Regulations, 2014)		0	0	0	0	0	0	0	0	0	0	0	0	0	0	0	0	
	Total Non-Promoter- Non Public Shareholding (C)= (C)(1)+(C)(2)		0	0	0	0	0	0	0	0	0	0	0	0	0	0	0	0	

