


Introductory sub-table (I)(a)			
Name of the Company: EON ELECTRIC LIMITED			
Scrip Code, Name of the scrip, class of security: 532658, EON,			
Quarter ended: 31.03.2015			
Partly paid-up shares:-	No. of partly paid-up shares	As a % of total no. of partly paid-up shares	As a % of total no. of shares of the company
Held by promoter/promoter group		0	0
Held by public		0	0
Total - D	0	0	0
Outstanding convertible securities:-	No. of outstanding securities	As a % of total no. of outstanding convertible securities	As a % of total no. of shares of the company, assuming full conversion of the convertible securities
Held by promoter/promoter group		0	0
Held by public		0	0
Total - E	0	0	0
Warrants:-	No. of warrants	As a % of total no. of warrants	As a % of total no. of shares of the company, assuming full conversion of warrants
Held by promoter/promoter group		0	0
Held by public		0	0
Total - F	0	0	0
Total paid-up capital of the company, assuming full conversion of warrants and convertible securities		16057466	




Statement Showing Shareholding Pattern

Table (I)(a)


Category code	Category of Shareholder	Number of Shareholders	Total number of shares	Number of shares held in dematerialized form	Total shareholding as a percentage of total number of shares		Shares Pledged or otherwise encumbered	
					As a percentage of (A+B) ¹	As a percentage of (A+B+C)	Number of shares	As a percentage
(I)	(II)	(III)	(IV)	(V)	(VI)	(VII)	(VIII)	(IX)= (VIII)/(IV)*100
(A)	Shareholding of Promoter and Promoter Group²							
1	Indian							
(a)	Individuals/ Hindu Undivided Family	6	2332230	2332230	14.52	14.52		0.00
(b)	Central Government/ State Government(s)				0.00	0.00		0.00
(c)	Bodies Corporate	2	7261433	7261433	45.22	45.22		0.00
(d)	Financial Institutions/ Banks				0.00	0.00		0.00
(e)	Any Others(Specify)				0.00	0.00		0.00
(c-i)					0.00	0.00		0.00
	Sub Total(A)(1)	8	9593663	9593663	59.75	59.75	0	0.00
2	Foreign							
a	Individuals (Non-Residents Individuals/ Foreign Individuals)				0.00	0.00		0.00
b	Bodies Corporate				0.00	0.00		0.00
c	Institutions				0.00	0.00		0.00
d	Any Others(Specify)				0.00	0.00		0.00
d-i					0.00	0.00		0.00
	Sub Total(A)(2)	0	0	0	0.00	0.00	0	0.00
	Total Shareholding of Promoter and Promoter Group. (A)= (A)(1)+(A)(2)	8	9593663	9593663	59.75	59.75	0	0.00
(B)	Public shareholding							
1	Institutions							
(a)	Mutual Funds/ UTI	0			0.00	0.00		



(b)	Financial Institutions / Banks				0.00	0.00		
(c)	Central Government/ State Government(s)				0.00	0.00		
(d)	Venture Capital Funds				0.00	0.00		
(e)	Insurance Companies				0.00	0.00		
(f)	Foreign Institutional Investors	0	0	0	0.00	0.00		
(g)	Foreign Venture Capital Investors				0.00	0.00		
(h)	Any Other (specify)				0.00	0.00		
(h-i)					0.00	0.00		
	Sub-Total (B)(1)	0	0	0	0.00	0.00		
B 2	Non-institutions							
(a)	Bodies Corporate	280	1029992	1029092	6.41	6.41		
(b)	Individuals				0.00	0.00		
I	Individuals -i. Individual shareholders holding nominal share capital up to Rs 1 lakh	14242	4284846	3578569	26.68	26.68		
II	ii. Individual shareholders holding nominal share capital in excess of Rs. 1 lakh.	23	886560	886560	5.52	5.52		
(c)	Any Other (specify)				0.00	0.00		
(c-i)	Non Resident Indian	81	262405	261905	1.63	1.63		
	Sub-Total (B)(2)	14626	6463803	5756126	40.25	40.25		
(B)	Total Public Shareholding (B)= (B)(1)+(B)(2)	14626	6463803	5756126	40.25	40.25		
	TOTAL (A)+(B)	14634	16057466	15349789	100.00	100.00		
(C)	Shares held by Custodians and against which Depository Receipts have been issued							
1	Promoter and Promoter Group					0.00		0.00
2	Public					0.00		
	Sub-Total (C)	0	0	0		0	0	0.00
	GRAND TOTAL (A)+(B)+(C)	14634	16057466	15349789		100.00	0	0.00




Sr. No.	Notes	
	N. A.	



(I)(b) Statement showing holding of securities (including shares, warrants, convertible securities) of persons belonging to the category "Promoter and Promoter Group"

Sr. No.	Name of the shareholder	Details of Shares held		Encumbered shares (*)			Details of warrants		Details of convertible		Total shares (including underlying shares assuming full conversion of warrants and convertible securities) as a % of diluted share capital
		Number of shares held	As a % of grand total (A)+(B)+(C)	No.	As a percentage	As a % of grand total (A)+(B)+(C) of sub-clause(I)(a)	Number of warrants held	As a % total number of warrants of the same class	Number of convertible securities held	As a % total number of convertible securities of the same class	
(I)	(II)	(III)	(IV)	(V)	(VI)=(V)/(III)*100	(VII)	(VIII)	(IX)	(X)	(XI)	(XII)
1	VPM Electricals Pvt. Ltd	5017177	31.25		0.00	0.00		0		0	
2	VPM Industrial Services Corporation LLP	2244256	13.98		0.00	0.00		0		0	
3	V P Mahendru	909413	5.66		0.00	0.00		0		0	
4	Vivek Mahendru	590660	3.68		0.00	0.00		0		0	
5	Vinay Mahendru	576707	3.59		0.00	0.00		0		0	
6	Ratna Mahendru	133932	0.83		0.00	0.00		0		0	
7	Bela Mahendru	119978	0.75		0.00	0.00		0		0	
8	Keshav Mahendru	1540	0.01		0.00	0.00		0		0	
9						0.00		0		0	
TOTAL		9593663	59.75	0	0.00	0.00	0	0	0	0	0

(*) The term "encumbrance" has the same meaning as assigned to it in regulation 28(3) of the SAST Regulations, 2011



(I)(c)(i) Statement showing holding of securities (including shares, warrants, convertible securities) of persons belonging to the category "Public" and holding more than 1% of the total number of shares

Sr. No.	Name of the shareholder	Number of shares held	Shares as a %age of total number of shares {i.e., Grand Total (A)+(B)+(C) indicated in Statement at para (I)(a) above}	Details of warrants		Details of convertible securities		Total shares (including underlying shares assuming full conversion of warrants and convertible securities) as a % of diluted share capital
				Number of warrants held	As a % total number of warrants of the same class	Number of convertible securities held	% w.r.t total number of convertible securities of the same class	
1		0	0.00	0	0		0	
2		0	0.00			0		0
3			0.00			0		0
4			0.00			0		0
5			0.00			0		0
6			0.00			0		0
7			0.00			0		0
8			0.00			0		0
9			0.00			0		0
10								
TOTAL		0	0.00	0	0	0	0	0



(II)(a) Statement showing details of Depository Receipts (DRs)

Sr. No.	Type of outstanding DR (ADRs, GDRs, SDRs, etc.)	Number of outstanding DRs	Number of shares underlying outstanding DRs	Shares underlying outstanding DRs as a percentage of total number of shares {i.e., Grand Total (A)+(B)+(C) indicated in Statement at para (I)(a) above}
1				0.00
2				0.00
3				0.00
4				0.00
5				0.00
6				0.00
7				0.00
8				0.00
9				0.00
TOTAL		0	0	0.00

