



Introductory sub-table (I)(a)			
Name of the Company: EON ELECTRIC LIMITED			
Scrip Code, Name of the scrip, class of security: 532658, EON,			
Quarter ended: 30.09.2014			
Partly paid-up shares:-	No. of partly paid-up shares	As a % of total no. of partly paid-up shares	As a % of total no. of shares of the company
Held by promoter/promoter group		0	0
Held by public		0	0
Total - D	0	0	0
Outstanding convertible securities:-	No. of outstanding securities	As a % of total no. of outstanding convertible securities	As a % of total no. of shares of the company, assuming full conversion of the convertible securities
Held by promoter/promoter group		0	0
Held by public		0	0
Total - E	0	0	0
Warrants:-	No. of warrants	As a % of total no. of warrants	As a % of total no. of shares of the company, assuming full conversion of warrants
Held by promoter/promoter group		0	0
Held by public		0	0
Total - F	0	0	0
Total paid-up capital of the company, assuming full conversion of warrants and convertible securities		16057466	




Statement Showing Shareholding Pattern

Table (I)(a)


Category code	Category of Shareholder	Number of Shareholders	Total number of shares	Number of shares held in dematerialized form	Total shareholding as a percentage of total number of shares		Shares Pledged or otherwise encumbered	
					As a percentage of(A+B) ¹	As a percentage of (A+B+C)	Number of shares	As a percentage
(I)	(II)	(III)	(IV)	(V)	(VI)	(VII)	(VIII)	(IX)= (VIII)/(IV)*100
(A)	Shareholding of Promoter and Promoter Group²							
1	Indian							
(a)	Individuals/ Hindu Undivided Family	6	2332230	2332230	14.52	14.52		0.00
(b)	Central Government/ State Government(s)				0.00	0.00		0.00
(c)	Bodies Corporate	2	7261433	7261433	45.22	45.22		0.00
(d)	Financial Institutions/ Banks				0.00	0.00		0.00
(e)	Any Others(Specify)				0.00	0.00		0.00
(e-i)					0.00	0.00		0.00
	Sub Total(A)(1)	8	9593663	9593663	59.75	59.75	0	0.00
2	Foreign							
a	Individuals (Non-Residents Individuals/ Foreign Individuals)				0.00	0.00		0.00
b	Bodies Corporate				0.00	0.00		0.00
c	Institutions				0.00	0.00		0.00
d	Any Others(Specify)				0.00	0.00		0.00
d-i					0.00	0.00		0.00
	Sub Total(A)(2)	0	0	0	0.00	0.00	0	0.00
	Total Shareholding of Promoter and Promoter Group (A)= (A)(1)+(A)(2)	8	9593663	9593663	59.75	59.75	0	0.00
(B)	Public shareholding							
1	Institutions							
(a)	Mutual Funds/ UTI	0	0	0	0.00	0.00		



(b)	Financial Institutions / Banks				0.00	0.00		
(c)	Central Government/ State Government(s)				0.00	0.00		
(d)	Venture Capital Funds				0.00	0.00		
(e)	Insurance Companies				0.00	0.00		
(f)	Foreign Institutional Investors	0	0	0	0.00	0.00		
(g)	Foreign Venture Capital Investors				0.00	0.00		
(h)	Any Other (specify)				0.00	0.00		
(h-i)					0.00	0.00		
	Sub-Total (B)(1)	0	0	0	0.00	0.00		
B 2	Non-institutions							
(a)	Bodies Corporate	325	1195470	1194570	7.44	7.44		
(b)	Individuals				0.00	0.00		
I	Individuals -i. Individual shareholders holding nominal share capital up to Rs 1 lakh	14406	4218747	3506259	26.27	26.27		
II	ii. Individual shareholders holding nominal share capital in excess of Rs. 1 lakh.	22	802875	802875	5.00	5.00		
(c)	Any Other (specify)				0.00	0.00		
(c-i)	Non Resident Indian	88	246711	246211	1.54	1.54		
	Sub-Total (B)(2)	14841	6463803	5749915	40.25	40.25		
(B)	Total Public Shareholding (B)= (B)(1)+(B)(2)	14841	6463803	5749915	40.25	40.25		
	TOTAL (A)+(B)	14849	16057466	15343578	100.00	100.00		
(C)	Shares held by Custodians and against which Depository Receipts have been issued							
1	Promoter and Promoter Group					0.00		0.00
2	Public					0.00		
	Sub-Total (C)	0	0	0		0	0	0.00
	GRAND TOTAL (A)+(B)+(C)	14849	16057466	15343578		100.00	0	0.00



Sr. No.	Notes	
	N. A.	



(I)(b) Statement showing holding of securities (including shares, warrants, convertible securities) of persons belonging to the category “Promoter and Promoter Group”


Sr. No.	Name of the shareholder	Details of Shares held		Encumbered shares (*)			Details of warrants		Details of convertible		Total shares (including underlying shares assuming full conversion of warrants and convertible securities) as a % of diluted share capital
		Number of shares held	As a % of grand total (A)+(B)+(C)	No.	As a percentage	As a % of grand total (A)+(B)+(C) of sub-clause(I)(a)	Number of warrants held	As a % total number of warrants of the same class	Number of convertible securities held	As a % total number of convertible securities of the same class	
(I)	(II)	(III)	(IV)	(V)	(VI)=(V)/(III)*100	(VII)	(VIII)	(IX)	(X)	(XI)	(XII)
1	VPM Electricals Pvt. Ltd	4902177	30.53		0.00	0.00		0		0	
2	VPM Industrial Services Corporation LLP	2359256	14.69		0.00	0.00		0		0	
3	V P Mahendru	909413	5.66		0.00	0.00		0		0	
4	Vivek Mahendru	590660	3.68		0.00	0.00		0		0	
5	Vinay Mahendru	576707	3.59		0.00	0.00		0		0	
6	Ratna Mahendru	133932	0.83		0.00	0.00		0		0	
7	Bela Mahendru	119978	0.75		0.00	0.00		0		0	
8	Keshav Mahendru	1540	0.01		0.00	0.00		0		0	
9						0.00		0		0	
TOTAL		9593663	59.75	0	0.00	0.00	0	0	0	0	0

(*) The term “encumbrance” has the same meaning as assigned to it in regulation 28(3) of the SAST Regulations, 2011




(I)(c)(i) Statement showing holding of securities (including shares, warrants, convertible securities) of persons belonging to the category "Public" and holding more than 1% of the total number of shares

Sr. No.	Name of the shareholder	Number of shares held	Shares as a %age of total number of shares {i.e., Grand Total (A)+(B)+(C) indicated in Statement at para (I)(a) above}	Details of warrants		Details of convertible securities		Total shares (including underlying shares assuming full conversion of warrants and convertible securities) as a % of diluted share capital
				Number of warrants held	As a % total number of warrants of the same class	Number of convertible securities held	% w.r.t total number of convertible securities of the same class	
1	My Money Securities Limited	178659	1.11	0	0		0	
2		0	0.00			0	0	
3			0.00			0	0	
4			0.00			0	0	
5			0.00			0	0	
6			0.00			0	0	
7			0.00			0	0	
8			0.00			0	0	
9			0.00			0	0	
10								
TOTAL		178659	1.11	0	0	0	0	0



(I)(c)(ii) Statement showing holding of securities (including shares, warrants, convertible securities) of persons (together with PAC) belonging to the category “Public” and holding more than 5% of the total number of shares of the company

Sr. No.	Name(s) of the shareholder(s) and the Persons Acting in Concert (PAC) with them	Number of shares	Shares as a %age of total number of shares {i.e., Grand Total (A)+(B)+(C) indicated in Statement at para (I)(a) above}	Details of warrants		Details of convertible securities		Total shares (including underlying shares assuming full conversion of warrants and convertible securities) as a % of diluted share capital
				Number of warrants	As a % total number of warrants of the same class	Number of convertible securities held	% w.r.t total number of convertible securities of the same class	
1		0	0.00		0		0	
2			0.00		0		0	
3			0.00		0		0	
4			0.00		0		0	
5			0.00		0		0	
6			0.00		0		0	
7			0.00		0		0	
8			0.00		0		0	
9			0.00		0		0	
10			0.00		0		0	
TOTAL		0	0.00	0	0	0	0	0



(I)(d) Statement showing details of locked-in shares

Sr. No.	Name of the shareholder	Number of locked-in shares	Locked-in shares as a percentage of total number of shares {i.e., Grand Total (A)+(B)+(C) indicated in Statement at para (I)(a) above}
		0	0.00
		0	0.00
		0	0.00
		0	0.00
		0	0.00
TOTAL		0	0.00



(II)(a) Statement showing details of Depository Receipts (DRs)

Sr. No.	Type of outstanding DR (ADRs, GDRs, SDRs, etc.)	Number of outstanding DRs	Number of shares underlying outstanding DRs	Shares underlying outstanding DRs as a percentage of total number of shares {i.e., Grand Total (A)+(B)+(C) indicated in Statement at para (I)(a) above}
1				0.00
2				0.00
3				0.00
4				0.00
5				0.00
6				0.00
7				0.00
8				0.00
9				0.00
TOTAL		0	0	0.00



(II)(b) Statement showing holding of Depository Receipts (DRs), where underlying shares held by "promoter/promoter group" are in excess of 1% of the total number of shares

Sr. No.	Name of the DR Holder	Type of outstanding DR (ADRs, GDRs, SDRs, etc.)	Number of shares underlying outstanding DRs	Shares underlying outstanding DRs as a percentage of total number of shares {i.e., Grand Total (A)+(B)+(C) indicated in Statement at para (I)(a) above}
1				0.00
2				0.00
3				0.00
4				0.00
5				0.00
6				0.00
7				0.00
8				0.00
9				0.00
TOTAL			0	0.00

