

[Home](#)[Validate](#)**General information about company**

Scrip code	532658
Name of the company	EON ELECTRIC LIMITED
Whether company is SME	No
Class of Security	Equity Shares
Type of report	Quarterly
Quarter Ended / Half year ended/Date of Report (For Prelisting / Allotment)	30-09-2017
Date of allotment / extinguishment (in case Capital Restructuring selected) / Listing Date	
Shareholding pattern filed under	Regulation 31 (1) (b)

Shiv Kumar




Table 1 - Summary Statement of holding of specified securities																				
Note : Date will be automatically populated from shareholding pattern sheet - Date Entry Restricted in this sheet																				
Category (I)	Category of shareholder (II)	Nos. Of shareholders (III)	No. of fully paid up equity shares held (IV)	No. Of Partly paid-up equity shares held (V)	No. Of shares underlying Depository Receipts (VI)	Total nos. shares held (VII) = (IV)+(V)+(VI)	Shareholding as a % of total no. of shares (indicated as per SCRR, 1957) (VIII) As a % of (A+B+C2)	Number of Voting Rights held in each class of securities (IX)				No. Of Shares Underlying Outstanding convertible securities (X)	No. of Shares Underlying Outstanding Warrants (XI)	No. Of Shares Underlying Outstanding convertible securities and No. Of Warrants (X) + (XI)	Shareholding, as a % assuming full conversion of convertible securities as a percentage of diluted share cap (XII) (X) + (XI) - (X) As a % of (A+B+C2)	Number of Locked in shares (XIII)		Number of Shares pledged or otherwise encumbered (XIV)		Number of equity shares held in dematerialized form (XV)
								No of Voting (DV) Rights			Total as a % of (A+B+C)					No. (a)	As a % of total Shares held (b)	No. (a)	As a % of total Shares held (b)	
								Class - eg X	Class - eg Y	Total										
(A)	Promoter & Promoter Group	7	9591173			9591173	39.74	95,92,123.00			95,92,123.00	39.74	845000	845000	61.71			3158130	33.34	9591173
(B)	Public	1493	6465343			6465343	40.26	64,65,343.00			64,65,343.00	40.26	0	0	38.21					5788262
(C)	Non Promoter - Ican Public																			
(C1)	Share Underlying DRs																			
(C2)	Trusts																			
	Total	2493	1607466			1607466	100	1607466.00			1607466.00	100.00	845000	845000	100			3158130	19.02	1539085





Table 1: Summary Statement holding of specified securities

Note: Data will be automatically populated from shareholding pattern sheet - Data Entry Restricted in this sheet

Category (I)	Category of shareholder (II)	No. Of shareholders (III)	No. of fully paid up equity shares held (IV)	No. Of Partly paid-up equity shares held (V)	No. Of shares underlying Depository Receipts (VI)	Total nos. shares held (VII) = (IV)+(V)+(VI)	Shareholding as a % of total no. of shares (calculated as per SCRR, 1957) (VII) As a % of (A+B+C2)	Number of Voting Rights held in each class of securities(X)				No. Of Shares Underlying Outstanding convertible securities (XI)	No. Of Shares Underlying Outstanding Warrants (IX)	No. Of Shares Underlying Outstanding convertible securities and No. Of Warrants (X) (a)	Shareholding, as a % assuming full conversion of convertible securities (as a percentage of diluted share capital) (X)+(XI)+(X) As a % of (A+B+C2)	Number of Locked In shares (XII)		Number of Shares pledged or otherwise encumbered (XIII)		Number of equity shares held in dematerialized form (XIV)
								No of Voting (DV) Rights			Total as a % of (A+B+C)					No. (a)	As a % of total Shares held (b)	No. (a)	As a % of total Shares held (b)	
								Class eg X	Class eg Y	Total										
A	Promoter & Promoter Group	7	9592123			9592123	59.74	95,92,123.00		95,92,123.00	59.74		845000	845000	61.75			3158130	33.94	9592123
E	Public	14932	6465343			6465343	40.26	64,65,343.00		64,65,343.00	40.26		0	0	38.35					5788262
C	Non Promoter- Non Public																			
K1	Shares Underlying Dts																			
K2	Treasury																			
	Total	14939	10057466			10057466	100	10057466.00		10057466.00	100.00		845000	845000	100			3158130	19.92	15390385



Sr.	Category & Name of the Shareholders (I)	Nos. Of shareholders (III)	No. of fully paid up equity shares held (IV)	Total nos. shares held (VII) = (V)+(VI) - (VIII)	Shareholding as a % of total no. of shares (calculated as per SCRR, 1957) (VIII) As a % of (A+B+C)	Number of Voting Rights held in each class of securities (IX)		No. of Shares Underlying Outstanding Warrants (X)	No. Of Shares Underlying convertible securities and No. Of Warrants (XI) (a)	Shareholding, as a % assuming full conversion of convertible securities (as a percentage of diluted share capital) (XII) = (X)+(XI) As a % of (A+B+C)	Number of Shares pledged or otherwise encumbered (XIII)		Number of equity shares held in dematerialized form (XIV)	
						No of Voting (XIV) Rights					Total as a % of Total Voting rights	No. (a)		As a % of total Shares held (b)
						Class eg: X	Total							
A Table II - Statement showing shareholding pattern of the Promoter and Promoter Group														
(1)	Indian													
(a)	Individuals/Hindu undivided Family	5	2330690	2330690	14.51	2330690.00	2330690	14.51	0	0	13.79	0	0.00	2330690
(b)	Central Government/ State Government(s)													
(c)	Financial Institutions/ Banks													
(d)	Any Other (specify)	2	7261433	7261433	45.22	7261433.00	7261433	45.22	845000	845000	47.96	3198110	44.04	7261433
	Sub-Total (A)(1)	7	9592123	9592123	59.74	9592123.00	9592123	59.74	845000	845000	61.75	3198110	33.34	9592123
(2)	Foreign													
(a)	Individuals (Non-Resident Individuals/ Foreign Individuals)													
(b)	Government													
(c)	Institutions													
(d)	Foreign Portfolio Investor													
(e)	Any Other (specify)													
	Sub-Total (A)(2)													
	Total Shareholding of Promoter and Promoter Group (A)=(A)(1)+(A)(2)	7	9592123	9592123	59.74	9592123.00	9592123	59.74	845000.00	845000	61.75	3198110	33.34	9592123
Details of Shares which remain unclaimed for Promoter & Promoter Group														
B Table III - Statement showing shareholding pattern of the Public shareholder institutions Note: Kindly show details of shareholders having more than one percentage of total no. of shares. Please refer software manual.														
(1)	Institutions													
(a)	Mutual Funds													
(b)	Venture Capital Funds													
(c)	Alternate Investment Funds													
(d)	Foreign Venture Capital Investors													
(e)	Foreign Portfolio Investors													
(f)	Financial Institutions/ Banks													
(g)	Insurance Companies													
(h)	Pension Funds/ Provident Funds													
(i)	Any Other (specify)													
	Sub-Total (B)(1)													
(2)	Central Government/ State Government(s)/ President of India													
	Sub-Total (B)(2)													
(3)	Non-Institutions													
(a)(i)	Individuals - Individual shareholders holding nominal share capital up to Rs. 2 lakhs.	14488	4622095	4622095	28.78	4622095	4622095	28.78	0	0	27.35			3956314
(a)(ii)	Individuals - Individual shareholders holding nominal share capital in excess of Rs. 2 lakhs.	11	813968	813968	5.07	813968	813968	5.07	0	0	4.82			813968
(b)	NBFCs registered with RBI													
(c)	Employee Trusts													
(d)	Overseas Depositories (holding DRs) (balancing figure)													
(e)	Any Other (specify)	433	1029280	1029280	6.41	1029280	1029280	6.41	0	0	6.09			1029280
	Sub-Total (B)(3)	14932	6465343	6465343	40.26	6465343.00	6465343	40.26	0	0	38.25			5798262
	Total Public Shareholding (B)=(B)(1)+(B)(2)+(B)(3)	14932	6465343	6465343	40.26	6465343.00	6465343	40.26	0	0	38.25			5798262
Details of the shareholders acting as persons in Consent for Public														
Details of Shares which remain unclaimed for Public														
C Table IV - Statement showing shareholding pattern of the Non Promoter- Non Public shareholder														
(1)	Category/Holder - Name of all holders (if Available)													
(2)	Employee Benefit Trusts (under SEBI (Share Based Employee Benefit) Regulations, 2014)													
	Total Non-Promoter- Non Public Shareholding (C) = (C)(1)+(C)(2)													
	Total (A+B+C)	14939	16057466	16057466	100.00	16057466.00	16057466	100.00	845000	845000	100.00	3198110	19.97	15390385
	Total (A+B+C)	14939	16057466	16057466	100.00	16057466.00	16057466	100.00	845000	845000	100.00	3198110	19.97	15390385
Disclosure of notes on shareholding pattern Add Note:														



Serial No.	Category	Category / More than 1 percentage	Name of the Shareholders (I)	PAN (II)	No. of the Shareholders (I)	No. of fully paid up equity shares held (IV)	Total nos. shares held (VII) = (IV)+(V)+ (VI)	Shareholding as a % of total no. of shares (calculated as per SCRR, 1957) (VII) As a % of (A+B+C2)	Number of Voting Rights held in each class of securities			No. of Shares Underlying Outstanding Warrants (D)	No. of Shares Underlying convertible securities and No. of Warrants (E) (a)	Shareholding, as a % assuming full conversion of convertible securities (as a percentage of diluted share capital) (II) = (VII)+(X) As a % of (A+B+C2)	Number of equity shares held in dematerialized form (IV)	Reason for not providing PAN
									No of Voting (XV) Rights		To a % of Total Voting rights					
									Class of X	Total						
B3(a) Any Other (specify)																
1	Other	Category	CORPORATE BODY		922	830280	830280	3.17	830280	830280	5.37	0	0	4.91	829480	
2	Bodies Corporate	More than 1 percentage of shareholding	RAJASTHAN GLOBAL SECURITIES PRIVATE LIMITED	AAACR4122R	1	182268	182268	1.14	182268	182268	1.34	0	0	1.08	182268	
3	NRI	Category			111	199000	199000	1.24	199000	199000	1.26	0	0	1.18	198500	

Shiv Kumar Jha