

Review

Validate

General information about company	
Scrip code	532658
NSE Symbol	EON
MSEI Symbol	
ISIN	INE076H01025
Name of the company	Eon Electric Limited
Whether company is SME	No
Class of Security	Equity Shares
Type of report	Quarterly
Quarter Ended / Half year ended/Date of Report (For Prelisting / Allotment)	31-03-2018
Date of allotment / extinguishment (in case Capital Restructuring selected) / Listing Date	
Shareholding pattern filed under	Regulation 31 (1) (b)



[Home](#)[Validate](#)

Sr. No.	Particular	Yes/No	Promoter and Promoter Group	Public shareholder	Non Promoter- Non Public
1	Whether the Listed Entity has issued any partly paid up shares?	No	No	No	No
2	Whether the Listed Entity has issued any Convertible Securities ?	No	No	No	No
3	Whether the Listed Entity has issued any Warrants ?	No	No	No	No
4	Whether the Listed Entity has any shares against which depository receipts are issued?	No	No	No	No
5	Whether the Listed Entity has any shares in locked-in?	Yes	Yes	No	No
6	Whether any shares held by promoters are pledge or otherwise encumbered?	Yes	Yes		
7	Whether company has equity shares with differential voting rights?	No	No	No	No







Table 1 - Summary Statement holding of specified securities																				
Note : Data will be automatically populated from shareholding pattern sheet - Data Entry Restricted in this sheet																				
Category (I)	Category of shareholder (II)	Nos. Of shareholders (III)	No. of fully paid up equity shares held (IV)	No. Of Partly paid-up equity shares held (V)	No. Of shares underlying Depository Receipts (VI)	Total nos. shares held (VII) = (IV)+(V)+(VI)	Shareholding as a % of total no. of shares (calculated as per SCRR, 1957) (VIII) As a % of (A+B+C2)	Number of Voting Rights held in each class of securities (IX)				No. Of Shares Underlying Outstanding convertible securities (X)	No. of Shares Underlying Outstanding Warrants (XI)	No. Of Shares Underlying Outstanding convertible securities and No. Of Warrants (X+XI)	Shareholding, as a % assuming full conversion of convertible securities as a percentage of diluted share capital (XII) = (VII)+(X) As a % of (A+B+C2)	Number of Locked in shares (XIII)		Number of Shares pledged or otherwise encumbered (XIV)		Number of equity shares held in dematerialized form (XV)
								No of Voting (DV) Rights			Total as a % of (A+B+C)					No.	As a % of total Shares held (b)	No.	As a % of total Shares held (b)	
								Class #E: X	Class #F: Y	Total										
(A)	Promoter & Promoter Group	7	10437123			10437123	61.75	1,04,37,123.00		104,37,123.00	61.75			61.75	5862177	56.17	3198030	30.64	10437123	
(B)	Public	17477	6465343			6465343	38.25	64,65,343.00		64,65,343.00	38.25			38.25					5811214	
(C)	Non Promoter- Non Public																			
(C1)	Shares Underlying DRs																			
(C2)	Trusts																			
	<b>Total</b>	<b>17484</b>	<b>16902466</b>			<b>16902466</b>	<b>100</b>	<b>16902466.00</b>		<b>16902466.00</b>	<b>100.00</b>			<b>100</b>	<b>5862177</b>	<b>34.68</b>	<b>3198030</b>	<b>18.92</b>	<b>16250337</b>	




Sr.	Category & Name of the Shareholders (i)	No. of shareholders (ii)	No. of fully paid up equity shares held (iii)	No. of Partly paid-up equity shares held (iv)	No. of shares underlying Depository Receipts (vi)	Total no. shares held (v) = (iii) + (iv) + (vi)	Shareholding as % of total no. of shares (calculated as per SCSS, 1957) (vii) As a % of (A+B+C)	Number of Voting rights held in each class of securities(viii)			No. of Shares Underlying Outstanding convertible securities (ix)	No. of Shares Underlying Outstanding Warrants (x)	No. of Shares Underlying Outstanding convertible securities and No. of Warrants (xi) (x)	Shareholding as a % assuming full conversion of convertible securities (as a percentage of diluted share capital) (100*(vii)/(xii)) As a % of (A+B+C)	Number of Locked In shares (xiii)		Number of Shares pledged or otherwise encumbered (xiv)		Number of equity shares held in dematerialized form (xv)	
								No of Voting (vi) Rights							Total as % of Total Voting Rights	No. (a)	As a % of total Shares held (b)	No. (a)		As a % of total Shares held (b)
								Class eg X	Class eg Y	Total										
<b>A. Table II - Statement showing shareholding pattern of the Promoter and Promoter Group</b>																				
(1)	Individuals																			
(a)	Individuals/Undivided Family	5	2330690			2330690	33.79	2330690.00	2330690	33.79			33.79	0	0.00	0	0.00		2330690	
(b)	Central Government/ State Government(s)																			
(c)	Financial Institutions/Banks																			
(d)	Any Other Specifics	2	8396433			8396433	47.96	8396433.00	8396433	47.96			47.96	5861177	73.31	3188030	39.45	8396433		
	Sub-Total (A)(1)	7	10437123			10437123	61.75	10437123.00	10437123	61.75			61.75	5861177	56.17	3188030	39.64	10437123		
(2)	Foreign																			
(a)	Individuals (Non-Resident Individuals/ Foreign Individuals)																			
(b)	Government																			
(c)	Institutions																			
(d)	Foreign Portfolio Investor																			
(e)	Any Other Specifics																			
	Sub-Total (A)(2)																			
	Total Shareholding of Promoter and Promoter Group (A)(1)+(A)(2)	7	10437123			10437123	61.75	10437123.00	10437123	61.75			61.75	5861177	56.17	3188030	39.64	10437123		
<b>B. Table III - Statement showing shareholding pattern of the Public Shareholders</b>																				
(1)	Mutual Funds																			
(a)	Venture Capital Funds																			
(b)	Alternate Investment Funds																			
(c)	Foreign Venture Capital Investors																			
(d)	Foreign Portfolio Investor																			
(e)	Financial Institutions/Banks																			
(f)	Insurance Companies																			
(g)	Pension Funds/ Pension Funds																			
(h)	Any Other Specifics																			
	Sub-Total (B)(1)																			
(2)	Central Government/ State Government(s)/ President of India																			
	Sub-Total (B)(2)																			
(3)	Non-Resident																			
(a)	Individuals - Limited shareholders holding nominal share capital up to Rs. 2 lakh.	16984	4716513			4716513	27.90	4716513.00	4716513	27.90			27.90						4065684	
(b)	Individuals - All individual shareholders holding nominal share capital in excess of Rs. 2 lakh.	31	792767			792767	4.69	792767.00	792767	4.69			4.69						792767	
(c)	NBFCs registered with SEBI																			
(d)	Employee Trusts																			
(e)	Overseas Depositories Holding DRs (Balance Sheet)	483	950693			950693	5.66	950693.00	950693	5.66			5.66						954763	
(f)	Any Other Specifics																			
	Sub-Total (B)(3)	17477	6465343			6465343	38.25	6465343.00	6465343	38.25			38.25						5833214	
	Total Public Shareholding (B)(1)+(B)(2)+(B)(3)	17477	6465343			6465343	38.25	6465343.00	6465343	38.25			38.25						5833214	
<b>C. Table IV - Statement showing shareholding pattern of the Non-Promoter Non Public Shareholder</b>																				
(1)	Employees Benefit Trusts (and/or SEBI Share based Employee Benefit Trusts) (as at March 31, 2012)																			
(2)	Total Non-Promoter Non Public Shareholding (C)=(1)+(1)(1)+(1)(2)																			
	Total (A+B+C)	17484	1692466			1920466	100.00	1920466.00	1920466	100.00			100.00	5861177	34.68	3188030	18.90	1625037		
	Total (A+B+C)	17484	1692466			1920466	100.00	1920466.00	1920466	100.00			100.00	5861177	34.68	3188030	18.90	1625037		
Disclosure of notes on shareholding pattern <input type="button" value="Add Note"/>																				
Disclosure of notes in case of promoter holding in dematerialized form is less than 100 percentage <input type="button" value="Add Note"/>																				
Disclosure of notes in case of public share holding is less than 25 percentage <input type="button" value="Add Note"/>																				
Disclosure of notes on shareholding pattern for company name is explanatory <input type="button" value="Add Note"/>																				



Serial No.	Name of the Shareholders (I)	PAN (II)	No. of fully paid up equity shares held (IV)	Total nos. shares held (VII) = (IV)+(V)+(VI)	Shareholding as a % of total no. of shares (calculated as per SCRR, 1957) (VIII) As a % of (A+B+C2)	Number of Voting Rights held in each class of securities		Shareholding, as a % assuming full conversion of convertible securities (as a percentage of diluted share capital) (XI) = (VII)+(X)(a) As a % of (A+B+C2)	Number of Locked in shares (XII)		Number of Shares pledged or otherwise encumbered (XIII)		Number of equity shares held in dematerialized form (XIV)	Reason for not providing PAN	Shareholder type
						No of Voting (XIV) Rights			No. (a)	As a % of total Shares held (b)	No. (a)	As a % of total Shares held (b)			
						Class eg:X	Total								
<b>A1(a) Individuals/Hindu undivided Family</b>															
1	Mr. V P MAHENDRU	AAGPM4994D	909413	909413	5.38	909413.00	909413.00	5.38	5.38	0	0.00	0	0.00	909413	Promoter
2	Mr. VIVEK MAHENDRU	AAGPM4993E	590660	590660	3.49	590660.00	590660.00	3.49	3.49	0	0.00	0	0.00	590660	Promoter
3	Mr. VINAY MAHENDRU	AAGPM4992F	576707	576707	3.41	576707.00	576707.00	3.41	3.41	0	0.00	0	0.00	576707	Promoter
4	Mrs. BELA MAHENDRU	AAJPM6362J	119978	119978	0.71	119978.00	119978.00	0.71	0.71	0	0.00	0	0.00	119978	Promoter
5	Mrs. RATNA MAHENDRU	ABMPM8183H	133932	133932	0.79	133932.00	133932.00	0.79	0.79	0	0.00	0	0.00	133932	Promoter
	<a href="#">Click here to go back</a>	<b>Total</b>	2330690	2330690	13.79	2330690.00	2330690.00	13.79	13.79	0	0.00	0	0.00	2330690	



Serial No.	Category	Name of the Shareholders (i)	PAN (ii)	No. of the Shareholders (i)	No. of fully paid up equity shares held (iv)	Total nos. shares held (vii) = (iv)+(v)+ (vi)	Shareholding as a % of total no. of shares (calculated as per SCRR, 1957) (viii) As a % of (A+B+C2)	Number of Voting Rights held in each class of securities		Shareholding, as a % assuming full conversion of convertible securities (as a percentage of diluted share capital) (xj) = (vii)+(x)	Number of Locked In shares (xii)		Number of Shares pledged or otherwise encumbered (xiii)		Number of equity shares held in dematerialized form (xiv)	Reason for not providing PAN	Shareholder type
								No of Voting (xiv) Rights			No. (a)	As a % of total Shares held (b)	No. (a)	As a % of total Shares held (b)			
								Class eg: X	Total								
<b>A1(d)</b> Any Other (specify)																	
1	Bodies Corporate	VPM ELECTRICALS PRIVATE LIMITED	AAACV8208	1	5862177	5862177	34.68	5862177.00	5862177.00	34.68	34.68	5862177	100.00	2398030	40.91	5862177	Promoter
2	Bodies Corporate	VPM INDUSTRIAL SERVICES CORPORATION LLP	AAHFV7033M	1	2244256	2244256	13.28	2244256.00	2244256.00	13.28	13.28	0	0.00	800000	35.65	2244256	Promoter
		<a href="#">Click here to go back</a>	<b>Total</b>	<b>2</b>	<b>8106433</b>	<b>8106433</b>	<b>47.96</b>	<b>8106433.00</b>	<b>8106433.00</b>	<b>47.96</b>	<b>47.96</b>	<b>5862177</b>	<b>72.32</b>	<b>3198030</b>	<b>39.45</b>	<b>8106433</b>	



Serial No.	Category	Category / More than 1 percentage	Name of the Shareholders (I)	PAN (II)	No. of the Shareholders (II)	No. of fully paid up equity shares held (IV)	Total nos. shares held (VII) = (IV)+(V)+ (VI)	Shareholding as a % of total no. of shares (calculated as per SCRR, 1957) (VIII) As a % of (A+B+C2)	Number of Voting Rights held in each class of securities		Shareholding, as a % assuming full conversion of convertible securities (as a percentage of diluted share capital) (X) = [(VIII)+(C2)] As a % of (A+B+C2)	Number of equity shares held in dematerialized form (XIV)	Reason for not providing PAN	
									No of Voting (XIV) Rights					Total as a % of Total Voting rights
									Class eg: X	Total				
E3(a) Any Other (specify)														
1	Bodies Corporate	Category			243	669001	669001	3.95	669001	669001	3.95	669001		
2	Clearing Member	Category			39	37531	37531	0.22	37531	37531	0.22	37531		
3	Non-Resident Indian (NRI)	Category			199	249294	249294	1.47	249294	249294	1.47	249294		
4	Trusts	Category			1	237	237	0.00	237	237	0.00	237		
<a href="#">Click here to go back</a>					<b>Total</b>	<b>482</b>	<b>956063</b>	<b>956063</b>	<b>5.65</b>	<b>956063.00</b>	<b>956063.00</b>	<b>5.65</b>	<b>954763</b>	

