


General information about company

Scrip code	532658
Name of the company	EON ELECTRIC LIMITED
Class of Security	Equity Shares
Type of report	Quarterly
Quarter Ended / Date of Report (For Prelisting / Allotment)	31-03-2016
Date of allotment / extinguishment (in case Capital Restructuring selected) / Listing Date	
Shareholding pattern filed under	Regulation 31 (1) (b)



Sr. No.	Particular	Yes/No
1	Whether the Listed Entity has issued any partly paid up shares?	No
2	Whether the Listed Entity has issued any Convertible Securities ?	No
3	Whether the Listed Entity has issued any Warrants ?	No
4	Whether the Listed Entity has any shares against which depository receipts are issued?	No
5	Whether the Listed Entity has any shares in locked-in?	No
6	Whether any shares held by promoters are pledge or otherwise encumbered?	No
7	Whether company has equity shares with differential voting rights?	No






Table I - Summary Statement holding of specified securities

Note - Data will be automatically populated from shareholding pattern sheet - Data Entry Restricted in this sheet

Category (i)	Category of shareholder (ii)	Nos. Of shareholders (iii)	No. of fully paid up equity shares held (iv)	No. Of Partly paid-up equity shares held (v)	No. Of shares underlying Depository Receipts (vi)	Total nos. shares held (vii) = (iv)+(v)+ (vi)	Shareholding as a % of total no. of shares (calculated as per SCRR, 1957) (viii) As a % of (A+B+C2)	Number of Voting Rights held in each class of securities (ix)				No. Of Shares Underlying Outstanding convertible securities (x)	No. Of Warrants (xi)	No. Of Shares Underlying Outstanding convertible securities and No. Of Warrants (x) (a)	Shareholding, as a % assuming full conversion of convertible securities (as a percentage of diluted share capital) (xi) = (vii)+(x) As a % of (A+B+C2)	Number of Locked in shares (xii)		Number of Shares pledged or otherwise encumbered (xiii)		Number of equity shares held in dematerialized form (xiv)
								No of Voting (xiv) Rights			Total as a % of (A+B+C)					No. (a)	As a % of total Shares held (b)	No. (a)	As a % of total Shares held (b)	
								Class eg: X	Class eg: Y	Total										
(A)	Promoter & Promoter Group	7	9592123			9592123	59.74	9,592,123.00	9,592,123.00	59.74			9592123						9592123	
(B)	Public	15046	6465343			6465343	40.26	6,465,343.00	6,465,343.00	40.26			6465343						5777561	
(C)	Non Promoter- Non Public																			
(C1)	Shares underlying DRs																			
(C2)	Shares held by Employee Trusts																			
	Total	15053	16057466			16057466		16057466	16057466	100									15369684	



Sr.	Category & Name of the Shareholders (I)	Nos. Of shareholders (III)	No. of fully paid up equity shares held (IV)	Total nos. shares held (VII) = (IV)+(V)+ (VI)	Shareholding as a % of total no. of shares (calculated as per SCRR, 1957) (VIII) As a % of (A+B+C2)	Number of Voting Rights held in each class of securities (IX)		Total as a % of Total Voting rights	Shareholding , as a % assuming full conversion of convertible securities (as a percentage of diluted share capital) (XI)= (VII)+(X) As a % of (A+B+C2)	Number of equity shares held in dematerialized form (XIV)
						No of Voting (XIV) Rights				
						Class eg: X	Total			
A	Table II - Statement showing shareholding pattern of the Promoter and Promoter Group									
(1)	Indian									
(a)	Individuals/Hindu undivided Family	5	2330690	2330690	14.51	2330690.00	2330690	14.51	14.51	2330690
(b)	Central Government/ State Government(s)									
(c)	Financial Institutions/ Banks									
(d)	Any Other (specify)	2	7261433	7261433	45.22	7261433.00	7261433	45.22	45.22	7261433
	Sub-Total (A)(1)	7	9592123	9592123	59.74	9592123.00	9592123	59.74	59.74	9592123
(2)	Foreign									
(a)	Individuals (NonResident Individuals/ Foreign Individuals)									
(b)	Government									
(c)	Institutions									
(d)	Foreign Portfolio Investor									
(e)	Any Other (specify)									
	Sub-Total (A)(2)									
	Total Shareholding of Promoter and Promoter Group (A)=(A)(1)+(A)(2)	7	9592123	9592123	59.74	9592123.00	9592123	59.74	59.74	9592123
	Details of Shares which remain unclaimed for Promoter & Promoter Group									
B	Table III - Statement showing shareholding pattern of the Public shareholder									
(1)	Institutions									
(a)	Mutual Funds									
(b)	Venture Capital Funds									
(c)	Alternate Investment Funds									
(d)	Foreign Venture Capital Investors									
(e)	Foreign Portfolio Investors									
(f)	Financial Institutions/ Banks									
(g)	Insurance Companies									
(h)	Provident Funds/ Pension Funds									
(i)	Any Other (specify)									
	Sub-Total (B)(1)									
(2)	Central Government/ State Government(s)/ President of India									
	Sub-Total (B)(2)									
(3)	Non-institutions									



(a(i))	Individuals - i. Individual shareholders holding nominal share capital up to Rs. 2 lakhs.	14647	4644878	4644878	28.93	4644878.00	4644878	28.93	28.93	3958496
(a(ii))	Individuals - ii. Individual shareholders holding nominal share capital in excess of Rs. 2 lakhs.	7	381886	381886	2.38	381886.00	381886	2.38	2.38	381886
(b)	NBFCs registered with RBI									
(c)	Employee Trusts									
(d)	Overseas Depositories (holding DRs) (balancing figure)									
(e)	Any Other (specify)	392	1438579	1438579	8.96	1438579.00	1438579	8.96	8.96	1437179
Sub-Total (B)(3)		15046	6465343	6465343	40.26	6465343.00	6465343	40.26	40.26	5777561
Total Public Shareholding (B)=(B)(1)+(B)(2)+(B)(3)		15046	6465343	6465343	40.26	6465343.00	6465343	40.26	40.26	5777561

Details of the shareholders acting as persons in Concert for Public


Details of Shares which remain unclaimed for Public

C Table IV - Statement showing shareholding pattern of the Non Promoter- Non Public shareholder


(1)	Custodian/DR Holder - Name of DR Holders (If Available)									
(2)	Employee Benefit Trust (under SEBI (Share based Employee Benefit) Regulations, 2014)									
Total NonPromoter- Non Public Shareholding (C)= (C)(1)+(C)(2)										
Total (A+B+C)		15053	16057466	16057466	100.00	16057466.00	16057466	100.00	100.00	15369684
Total (A+B+C)		15053	16057466	16057466		16057466.00	16057466	100.00		15369684

Disclosure of notes on shareholding pattern

Add Notes




Searial No.	Name of the Shareholders (I)	PAN (II)	No. of fully paid up equity shares held (IV)	Total nos. shares held (VII) = (IV)+(V)+(VI)	Shareholding as a % of total no. of shares (calculated as per SCRR, 1957) (VIII) As a % of (A+B+C2)	Number of Voting Rights held in each class of securities		Total as a % of Total Voting rights	Shareholding , as a % assuming full conversion of convertible securities (as a percentage of diluted share capital) (XI)= (VII)+(Xi)(a) As a % of (A+B+C2)	Number of equity shares held in dematerialized form (XIV)
						No of Voting (XIV) Rights				
						Class eg:X	Total			
A1(a) Individuals/Hindu undivided Family										
<input type="button" value="Add"/> <input type="button" value="Delete"/>										
1	VINAY MAHENDRU	AAGPM4992F	576707	576707	3.59	576707.00	576707.00	3.59	3.59	576707
2	VIVEK MAHENDRU	AAGPM4993E	590660	590660	3.68	590660.00	590660.00	3.68	3.68	590660
3	V P MAHENDRU	AAGPM4994D	909413	909413	5.66	909413.00	909413.00	5.66	5.66	909413
4	BELA MAHENDRU	AAJPM6362J	119978	119978	0.75	119978.00	119978.00	0.75	0.75	119978
5	RATNA MAHENDRU	ABMPM8183H	133932	133932	0.83	133932.00	133932.00	0.83	0.83	133932
	Click here to go back	Total	2330690	2330690	14.51	2330690.00	2330690.00	14.51	14.51	2330690



No of Voting Rights	
Class eg: X	
1140616	
297963	
1438579.00	

Serial No.	Category	Name of the Shareholders (I)	PAN (II)	No. of the Shareholders (I)	No. of fully paid up equity shares held (IV)	Total nos. shares held (VII) = (IV)+(V)+(VI)	Shareholding as a % of total no. of shares (calculated as per SCRR, 1957) (VIII) As a % of (A+B+C2)	Number of Voting Rights held in each class of securities (IX)			Shareholding, as a % assuming full conversion of convertible securities (as a percentage of diluted share capital) (XI) = (VII)+(X)	Number of equity shares held in dematerialized form (XIV)
								No of Voting (XIV) Rights		Total as a % of Total Voting rights		
								Class eg: X	Total			
AI(d) Any Other (specify) <input type="button" value="Add"/> <input type="button" value="Delete"/>												
1	Bodies Corporate	VPM ELECTRICALS PVT LTD	AADCV8820B	1	5017177	5017177	31.25	5017177.00	5017177.00	31.25	31.25	5017177
2	Bodies Corporate	VPM INDUSTRIAL SERVICES CORPORATION LLP	AAHFV7033M	1	2244256	2244256	13.98	2244256.00	2244256.00	13.98	13.98	2244256
Click here to go back			Total	2	7261433	7261433	45.22	7261433.00	7261433.00	45.22	45.22	7261433



Serial No.	Category	Category / More than 1 percentage	Name of the Shareholders (I)	PAN (II)	No. of the Shareholders (I)	No. of fully paid up equity shares held (IV)	Total nos. shares held (VII) = (IV)+(V)+(VI)	Shareholding as a % of total no. of shares (calculated as per SCRR, 1957) (VIII) - As a % of (A+B+C2)	Number of Voting Rights held in each class of securities (IX)			Shareholding, as a % assuming full conversion of convertible securities (as a percentage of diluted share capital) (XI) = (VII)+(X) As a % of (A+B+C2)	Number of equity shares held in dematerialized form (XIV)	
									No of Voting (XIV) Rights		Total as a % of Total Voting rights			
									Class eg: X	Total				
B3(e) Any Other (specify)														
<input type="button" value="Add"/> <input type="button" value="Delete"/>														
1	Bodies Corporate	Category			287	1140616	1140616	7.10	1140616	1140616	7.10	7.10	1139716	
2	Foreign Individuals or NRI	Category			105	297963	297963	1.86	297963	297963	1.86	1.86	297463	
				Click here to go back	Total	392	1438579	1438579	8.96	1438579.00	1438579.00	8.96	8.96	1437179

