



**Introductory sub-table (I)(a)**

<b>Name of the Company: EON ELECTRIC LIMITED (FORMERLY INDO ASIAN FUSEGEAR LIMITED)</b>			
<b>Scrip Code, Name of the scrip, class of security: 532658, INDOASIFU,</b>			
<b>Quarter ended: 30.06.2011</b>			
<b>Partly paid-up shares:-</b>			
	<b>No. of partly paid-up shares</b>	<b>As a % of total no. of partly paid-up shares</b>	<b>As a % of total no. of shares of the company</b>
Held by promoter/promoter group	0	#DIV/0!	0
Held by public		#DIV/0!	0
<b>Total - D</b>	<b>0</b>	<b>#DIV/0!</b>	<b>0</b>
<b>Outstanding convertible securities:-</b>			
	<b>No. of outstanding securities</b>	<b>As a % of total no. of outstanding convertible securities</b>	<b>As a % of total no. of shares of the company, assuming full conversion of the convertible securities</b>
Held by promoter/promoter group	0	#DIV/0!	0
Held by public		#DIV/0!	0
<b>Total - E</b>	<b>0</b>	<b>#DIV/0!</b>	<b>0</b>
<b>Warrants:-</b>			
	<b>No. of warrants</b>	<b>As a % of total no. of warrants</b>	<b>As a % of total no. of shares of the company, assuming full conversion of warrants</b>
Held by promoter/promoter group	0	#DIV/0!	0
Held by public		#DIV/0!	0
<b>Total - F</b>	<b>0</b>	<b>#DIV/0!</b>	<b>0</b>
<b>Total paid-up capital of the company, assuming full conversion of warrants and convertible securities (Grand Total (A+B+C)+ D+E+F )</b>			
	<b>17841628</b>		



**Statement Showing Shareholding Pattern**

		Table (I)(a)			Total shareholding as a percentage of total number of shares		Shares Pledged or otherwise encumbered	
Category code	Category of Shareholder	Number of Shareholders	Total number of shares	Number of shares held in dematerialized form	As a percentage of (A+B) <sup>1</sup>	As a percentage of (A+B+C)	Number of shares	As a percentage
(I)	(II)	(III)	(IV)	(V)	(VI)	(VII)	(VIII)	X) = (VIII)/(IV)*100
<b>(A)</b>	<b>Shareholding of Promoter and Promoter Group<sup>2</sup></b>							
<b>1</b>	<b>Indian</b>							
(a)	Individuals/ Hindu Undivided Family	22	3129939	1426939	17.54	17.54		0.00
(b)	Central Government/ State Government(s)	0	0	0	0.00	0.00		0.00
(c)	Bodies Corporate	3	4893373	4860873	27.43	27.43		0.00
(d)	Financial Institutions/ Banks	0	0	0	0.00	0.00		0.00
(e)	Any Others(Specify)	0	0	0	0.00	0.00		0.00
(e-i)					0.00	0.00		0.00
(e-ii)					0.00	0.00		0.00
	<b>Sub Total(A)(1)</b>	<b>25</b>	<b>8023312</b>	<b>6287812</b>	<b>44.97</b>	<b>44.97</b>	<b>0</b>	<b>0.00</b>
<b>2</b>	<b>Foreign</b>							
a	Individuals (Non-Residents Individuals/ Foreign Individuals)	0	0	0	0.00	0.00		0.00
b	Bodies Corporate	0	0	0	0.00	0.00		0.00
c	Institutions	0	0	0	0.00	0.00		0.00
d	Any Others(Specify)	0	0	0	0.00	0.00		0.00
d-i					0.00	0.00		0.00
d-ii					0.00	0.00		0.00



	<b>Sub Total(A)(2)</b>	0	0	0	0.00	0.00	0	0.00
	<b>Total Shareholding of Promoter and Promoter Group (A)= (A)(1)+(A)(2)</b>	25	8023312	6287812	44.97	44.97	0	0.00
	<b>(B) Public shareholding</b>							
	<b>1 Institutions</b>							
(a)	Mutual Funds/ UTI	0	0	0	0.00	0.00		
(b)	Financial Institutions / Banks	0	0	0	0.00	0.00		
(c)	Central Government/ State Government(s)	0	0	0	0.00	0.00		
(d)	Venture Capital Funds	0	0	0	0.00	0.00		
(e)	Insurance Companies	0	0	0	0.00	0.00		
(f)	Foreign Institutional Investors	5	2730624	2730624	15.30	15.30		
(g)	Foreign Venture Capital Investors	0	0	0	0.00	0.00		
(h)	Any Other (specify)	0	0	0	0.00	0.00		
(h-i)					0.00	0.00		
(h-ii)					0.00	0.00		
	<b>Sub-Total (B)(1)</b>	5	2730624	2730624	15.30	15.30		
	<b>B 2 Non-institutions</b>							
(a)	Bodies Corporate	376	1185482	1184382	6.64	6.64		
(b)	Individuals				0.00	0.00		
I	Individuals -i. Individual shareholders holding nominal share capital up to Rs 1 lakh	15284	3561179	2797641	19.96	19.96		
II	ii. Individual shareholders holding nominal share capital in excess of Rs. 1 lakh.	33	2155176	2155176	12.08	12.08		
(c)	Any Other (specify)				0.00	0.00		
(c-i)	Non Resident Indian	101	183952	183452	1.03	1.03		



(c-ii)	Foreign Nationals	1	1603	1603	0.01	0.01		
(c-iii)	Trust	1	300	300	0.00	0.00		
	<b>Sub-Total (B)(2)</b>	<b>15796</b>	<b>7087692</b>	<b>6322554</b>	<b>39.73</b>	<b>39.73</b>		
(B)	<b>Total Public Shareholding (B)= (B)(1)+(B)(2)</b>	<b>15801</b>	<b>9818316</b>	<b>9053178</b>	<b>55.03</b>	<b>55.03</b>		
	<b>TOTAL (A)+(B)</b>	<b>15826</b>	<b>17841628</b>	<b>15340990</b>	<b>100.00</b>	<b>100.00</b>		
(C)	<b>Shares held by Custodians and against which Depository Receipts have been issued</b>							
1	Promoter and Promoter Group	0	0	0	0.00			0.00
2	Public	0	0	0	0.00			
	<b>Sub-Total (C)</b>	<b>0</b>	<b>0</b>	<b>0</b>	<b>0.00</b>		<b>0</b>	
	<b>GRAND TOTAL (A)+(B)+(C)</b>	<b>15826</b>	<b>17841628</b>	<b>15340990</b>		<b>100.00</b>	<b>0</b>	<b>0.00</b>



Sr.No	Notes
1	Out of 1,78,41,628 equity shares 8,90,000 equity shares have been allotted against conversion of 8,90,000 Zero Coupon Convertible Warrants issued to the promoters on preferential basis, Application for listing of said shares has been submitted to BSE & NSE.
2	
3	
4	
5	
6	
7	
8	
9	



**(I)(b) Statement showing Shareholding of persons belonging to the category  
“Promoter and Promoter Group”**

Sr. No.	Name of the shareholder	Total shares held		Shares pledged or otherwise encumbered		
		Number of shares	As a % of grand total (A)+(B)+(C)	Number	As a percentage	As a % of grand total (A)+(B)+(C) of sub-clause (I)(a)
(I)	(II)	(III)	(IV)	(V)	(VI)=(V)/(III)*100	(VII)
1	PKR Hitech Industrial Corporation LLP	2403067	13.47	0	0.00	0.00
2	VPM Industrial Services Corporation LLP	2457806	13.78		0.00	0.00
3	VPM Industrial Services Corporation LLP	32500	0.18		0.00	0.00
4	V P Mahendru	445000	2.49		0.00	0.00
5	Ameeta Ranade	317860	1.78		0.00	0.00
6	Ameeta Ranade	227500	1.28		0.00	0.00
7	Vikram Ranade	222500	1.25		0.00	0.00
8	Prashant Ranade	222500	1.25		0.00	0.00
9	P. K. Ranade	220840	1.24		0.00	0.00
10	P. K. Ranade	195000	1.09		0.00	0.00
11	Vimal Mahendru	171178	0.96		0.00	0.00
12	Vivek Mahendru	165240	0.93		0.00	0.00
13	Vinay Mahendru	158263	0.89		0.00	0.00
14	Vinay Mahendru	130100	0.73		0.00	0.00
15	Vivek Mahendru	130100	0.73		0.00	0.00
16	Vimal Mahendru	129800	0.73		0.00	0.00
17	Vikram Ranade	99797	0.56		0.00	0.00
18	Prashant Ranade	99797	0.56		0.00	0.00
19	Ratna Mahendru	66968	0.38		0.00	0.00
20	Bela Mahendru	59991	0.34		0.00	0.00
21	Richa Mahendru	54353	0.30		0.00	0.00
22	V P Mahendru	9722	0.05		0.00	0.00
23	Keshav Mahendru	770	0.00		0.00	0.00




24	Ameeta Ranade	500	0.00		0.00	0.00
25	P. K. Ranade	2160	0.01		0.00	0.00
<b>TOTAL</b>		<b>8023312</b>	<b>44.97</b>	<b>0</b>	<b>0.00</b>	<b>0.00</b>



**(I)(c) Statement showing Shareholding of persons belonging to the category “Public” and holding more than 1% of the total number of shares**

Sr. No.	Name of the shareholder	Number of shares	Shares as a percentage of total number of shares {i.e., Grand Total (A)+(B)+(C) indicated in Statement at para (I)(a) above}
1	Citigroup Global Markets Mauritius Private Limited	385228	2.16
2	Swiss Finance Corporation (Mauritius) Ltd	1525000	8.55
3	Hamon Asian Funds – Asian Market Leaders Fund	600438	3.37
4	Innovate Derivatives Private Ltd	185282	1.04
5	Ashish Dhawan	1350000	7.57
6			0.00
7			0.00
8			0.00
9			0.00
<b>TOTAL</b>		<b>4045948</b>	<b>22.68</b>





**(I)(d) Statement showing details of locked-in shares**

Sr. No.	Name of the shareholder	Number of locked-in shares	Locked-in shares as a percentage of total number of shares {i.e., Grand Total (A)+(B)+(C) indicated in Statement at para (I) (a) above}
1	VPM Industrial Services Corporation LLP	32500	0.18
2	Ameeta Ranade	215000	1.21
3	Ameeta Ranade	227500	1.28
4	P. K. Ranade	215000	1.21
5	P. K. Ranade	195000	1.09
6	Vimal Mahendru	123200	0.69
7	Vimal Mahendru	129800	0.73
8	Vivek Mahendru	123400	0.69
9	Vivek Mahendru	130100	0.73
10	Vinay Mahendru	123400	0.69
11	V P Mahendru	445000	2.49
12	Vinay Mahendru	130100	0.73
13	Vikram Ranade	222500	1.25
14	Prashant Ranade	222500	1.25
<b>TOTAL</b>		<b>2535000</b>	<b>14.21</b>



(II)(a) Statement showing details of Depository Receipts (DRs)

Sr. No.	Type of outstanding DR (ADRs, GDRs, SDRs, etc.)	Number of outstanding DRs	Number of shares underlying outstanding DRs	Shares underlying outstanding DRs as a percentage of total number of shares {i.e., Grand Total (A)+(B)+(C) indicated in Statement at para (I)(a) above}
1	N.A.			0.00
2				0.00
3				0.00
4				0.00
5				0.00
6				0.00
7				0.00
8				0.00
9				0.00
				0.00
				0.00
<b>TOTAL</b>		<b>0</b>	<b>0</b>	<b>0.00</b>



**(II)(b) Statement showing holding of Depository Receipts (DRs), where underlying shares held by "promoter/promoter group" are in excess of 1% of the total number of shares**

Sr. No.	Name of the DR Holder	Type of outstanding DR (ADRs, GDRs, SDRs, etc.)	Number of shares underlying outstanding DRs	Shares underlying outstanding DRs as a percentage of total number of shares {i.e., Grand Total (A)+(B)+(C) indicated in Statement at para (I)(a) above}
1	N.A.			0.00
2				0.00
3				0.00
4				0.00
5				0.00
6				0.00
7				5.00

